

## Appendix 7

### TN3: HGV Trip Distribution Technical Note





M1J15 NORTHAMPTON GATEWAY  
STRATEGIC RAIL FREIGHT INTERCHANGE

TECHNICAL NOTE 3: HGV TRIP DISTRIBUTION

ADC Infrastructure Limited  
Sampsons Yard  
Halifax Place  
Nottingham  
NG1 1QN

[www.ADCinfrastructure.com](http://www.ADCinfrastructure.com)

project number: ADC1475			report reference: ADC1475 TN3
version	date	author	comments
1	11/11/2016		Issued to TWG
2	11/01/2017		Second issue to TWG

## CONTENTS

<b>1.0 INTRODUCTION.....</b>	<b>3</b>
<b>2.0 HGV TRIP GENERATION.....</b>	<b>4</b>
<b>3.0 HGV TRIP DISTRIBUTION.....</b>	<b>5</b>
Introduction	
HGV trip distribution at regional level	
HGV trip distribution on strategic road network (national level)	
<b>4.0 HGV TRIP ASSIGNMENT.....</b>	<b>7</b>
Introduction	
HGV trips associated with the rail terminal	
HGV trips associated with the warehousing	
Resulting HGV trip assignment	
Sense check using existing traffic survey data	
Summary	
<b>5.0 SENSE CHECK OF HGV DISTRIBUTION USING EXISTING TRAFFIC COUNT DATA.....</b>	<b>11</b>

## TABLES

Table 1	Regional HGV distribution
Table 2	National HGV distribution based on top ten busiest ports in 2014 by lo-lo and ro-ro movements (adjusted to exclude ports in Northern Ireland)

## APPENDICES

Appendix A	Table 6: Total external HGVs (extracted from TN2)
Appendix B	Standard industrial classification of economic activities (SIC) 2007
Appendix C	M1J15 turning count survey data
Appendix D	M1J15a ANPC survey data

## 1.0 INTRODUCTION

- 1.1 ADC Infrastructure Ltd is commissioned by Roxhill (Junction 15) Ltd to provide transport advice with regards to their Nationally Significant Infrastructure Project (NSIP) for the development of a Strategic Rail Freight Interchange (SRFI) facility adjacent to M1 Junction 15 in Northamptonshire (known as Northampton Gateway SRFI).
- 1.2 Technical Note 1<sup>1</sup> sets out the transport modelling methodology agreed with the Transport Working Group<sup>2</sup> (TWG) for examining the transport impacts associated with the proposed Northampton Gateway SRFI. As part of that, it is agreed that the Northamptonshire Strategic Transport Model (NSTM) will be used to examine the transport impacts of the SRFI scheme. However, to appropriately represent the movement of heavy goods vehicles (HGVs) associated with SRFI, it is necessary to determine a bespoke HGV trip distribution for the development.
- 1.3 This Technical Note therefore presents the methodology used to determine the HGV trip distribution associated with the SRFI for use in the transport modelling work and Transport Assessment (TA) for the scheme. This Note builds upon the methodology discussed at the TWG meetings held on 07 July 2016, 17 August 2016 and 1 December 2016. The document is structured as follows:
  - Section 2 summarises the development HGV trip generation.
  - Section 3 details the methodology used to calculate the HGV trip distributions.
  - Section 4 defines which HGV trips should be assigned to the highway network using the HGV trip distributions
  - Section 5 presents the findings of a sense check of the resultant distribution compared to existing traffic count data.

---

<sup>1</sup> Technical Note 1: Transport Modelling Methodology. Report reference ADC1475 TN1 ver2, ADC Infrastructure Ltd

<sup>2</sup> The Transport Working Group comprises Highways England and their consultants Aecom, Northamptonshire County Council (NCC), ADC Infrastructure Ltd and BWB Consulting Ltd.

## 2.0 HGV TRIP GENERATION

- 2.1 The trip generation for the development is set out within Technical Note 2<sup>3</sup>, which has been submitted to Highways England and Northamptonshire County Council (NCC) for agreement. Table 6 of Technical Note 2 summaries the HGV trip generation for the proposed Northampton Gateway SRFI. A copy of the table is included at **Appendix A** of this note.
- 2.2 It should be noted that not all the HGV traffic associated with the proposed SRFI at Northampton Gateway would be new traffic to the road network, as container movements associated with existing end users would already be taking place on both the strategic and local road network.
- 2.3 For example, instead of goods destined for Northampton arriving on HGV having travelled from Felixstowe on the A14 and then the A45, the containers may be transferred to the region by rail, arriving at Northampton Gateway SRFI to then be distributed from Northampton Gateway SRFI to the local area by HGV.
- 2.4 The development would therefore alter the assignment of HGV trips, particularly around the site itself, as the development will result in modal shift to rail and provide a distribution hub.
- 2.5 Nevertheless, it is not possible at this stage to identify which HGV trips would be transferred from one route to another. Therefore, all HGV traffic will be assigned to the highway network as new trips. This will lead to some double counting of HGV movements that may need to be considered when reviewing the potential impacts of HGV traffic at locations more remote from the site.
- 2.6 However, this methodology provides a robust basis on which to assess the highway mitigation works that are proposed as part of the scheme.

---

<sup>3</sup> Technical Note 2: Trip Generation. Report reference ADC1475 TN2 ver3, ADC Infrastructure Ltd

## 3.0 HGV TRIP DISTRIBUTION

### Introduction

- 3.1 Within the UK, the majority of imported container traffic is distributed to regional and national distribution centres. A high proportion of distribution centres are in the Midlands area, which is well placed for distribution by road as it is served by the M1 and M6 in the north, and the M40, M1 and M25 in the south.
- 3.2 The proximity to large urban centres, which are likely to generate demand for containerised freight is also important in determining the likely regional demand.
- 3.3 This section therefore sets out the methodology used to determine the HGV trip distribution for the proposed SRFI at Northampton Gateway. It takes into account the major freight traffic generators such as large towns and conurbations, the location of the site in relation to the strategic road network and the location of the main container ports. This is achieved by splitting the HGV distribution into two components:
- Regional trip distribution (based on major regional freight traffic generators)
  - National trip distribution (based on the location of the site in relation to the strategic road network and the major container ports).

### HGV trip distribution at regional level

- 3.4 **Figure 1** shows the regional catchment area for the proposed Northampton Gateway SRFI. The catchment is based on a 1 hour driving time, which equates to a 25 miles (40km) distance<sup>4</sup>.

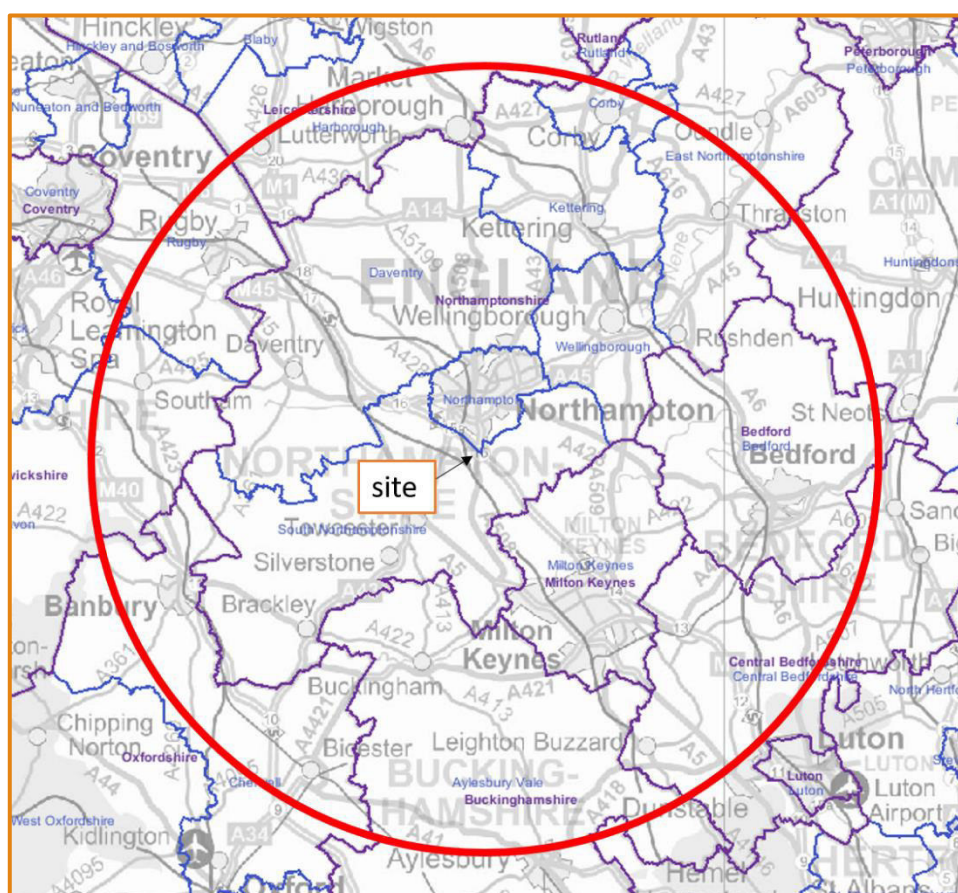


Figure 1: 25-mile catchment area of SRFI at Northampton Gateway

<sup>4</sup> Strategic distribution site assessment study for the three cities sub-area of the East Midlands (Aecom Final report May 2010)

- 3.5 The 25-mile catchment for the Northampton Gateway site includes Northampton, Wellingborough, Bedford and the unitary authority of Milton Keynes. This catchment has been adopted for the assessment of the distribution of regional HGV trips associated with the site using the following methodology.
- 3.6 Workplace population Census data has been used to determine an appropriate distribution for HGV trips within the 25-mile catchment area. The workplace population data has been used to define the number of people working within the locations contained within the regional catchment. The workplace population has been used as a proxy for the likely demand within the regional catchment area for containerised freight goods. In order that this is not biased by employment uses unlikely to have a demand for goods transported by HGV, for example office use, only data from the following classifications of economic activities have been used. A full classification of the economic activities included within the Census is provided at **Appendix B**.
- Industry C: Manufacturing
  - Industry G: Wholesale and retail trade; repair of motor vehicles
  - Industry H: Transport and storage
- 3.7 The workplace population for each of the three selected classifications was therefore extracted from the 2011 Census for all Middle Super Output Areas (MSOA) for all locations within the 25-mile regional catchment. Where a MSOA was only partly contained within the regional catchment, an appropriate percentage reduction was applied to the workplace population for that MSOA. From this a resulting distribution for regional HGV trips is calculated. This is shown at **Table 1**, at the rear of this Technical Note.
- 3.8 When modelling the origin/destination (O/D) of the regional HGV trips within the NSTM, it has been agreed with the TWG that the allocated O/D point for each MSOA is allocated to the centre of the largest employment area within each MSOA.

#### HGV trip distribution on strategic road network (national level)

- 3.9 It is not possible at this stage in the development of the SRFI at Northampton Gateway to say with any certainty the final distribution for HGV trips associated with a national catchment area, as this will depend on the end users at the development. However, the relative percentage split of freight arriving at the UK ports is known<sup>5</sup>. This is summarised at the **Table 2** at the rear of this Note for the top ten ports within the UK, with ports in Northern Ireland excluded. Freight is made up of lift-on lift-off (lo-lo) container movements and roll-on roll-off freight.
- 3.10 It is proposed that in the absence of specific end user information, the location of the ports listed in **Table 2** will be used within the NSTM as origin/destination points for distribution of the HGV movements on a national scale.
- 3.11 In this way, a picture of the likely use of the strategic road network can be formed. For example, the data identifies a bias towards the south due to the location of Dover, London and Southampton in relation to the site.

---

<sup>5</sup> UK port freight statistics: 2014 final figures (DfT, September 2015)



## 4.0 HGV TRIP ASSIGNMENT

### Introduction

- 4.1 WSP-PB are commissioned to update and run the NSTM to provide traffic data for assessment of the proposed Northampton Gateway SRFI. A necessary input for this model is the distribution of the HGV trips associated with the scheme. The NSTM will then assign the HGVs trips in accordance with the relative 'cost' of using a route and in accordance with existing HGV route restrictions, which are represented in the model.
- 4.2 Section 3 of this Technical Note presents a regional HGV trip distribution and a national HGV trip distribution. This section of the Technical Note therefore defines the relative split of HGV traffic associated with the regional and national distributions.

### HGV trips associated with the rail terminal

- 4.3 Technical Note 2 sets out the vehicle trip generation associated with Northampton Gateway SRFI. That Note considers the HGV generation of both the rail terminal and the warehousing at the development. It also identifies the level of interaction between these two elements.
- 4.4 The rail terminal comprises the intermodal terminal and direct rail served warehouses, along with the Rapid Rail Freight (RRF) terminal. It identifies that once fully operational, the intermodal rail terminal would generate up to 1938 two-way HGV movements per day. Of these, some 40% would be associated with the warehousing at the site and hence would not result in an external HGV trip. For the balance (1163 two-way HGV trips) the size of the catchment area could be anywhere from local up to national but for most traffic not immediately captured by the SRFI warehousing the 25-mile catchment area as identified in Section 3 is appropriate. The RRF terminal could generate an additional 302 two-way HGV trips per day.
- 4.5 Therefore, for the purposes of the assessment all external HGV trips associated with the rail terminal are to be assigned using the regional distribution given at **Table 1**.
- 4.6 In accordance with Technical Note 2, for the development peak hour assessment periods 0800 to 0900 and 1600 to 1700 and daily period, the HGV trips given at the table below will be assigned using the NSTM based on the regional HGV distribution given at **Table 1** in accordance with the method described at paragraph 3.8.

	Arrive	Depart	Two-way
AM Peak	36	36	73
PM Peak	49	49	98
Daily	732	732	1465

### HGV trips associated with the warehousing

- 4.7 HGV trips associated with the warehousing at Northampton Gateway SRFI would have anywhere from a local up to a national catchment. The actual catchment will be dictated by end users and their requirements. However, based on the location of the site it is considered that the Northampton Gateway SRFI could attract similar types of occupiers to the nearby DIRFT facility, which includes several large national distribution centres. It is therefore assumed for assessment purposes that a large percentage of the on-site warehousing could serve a national distribution role. Therefore, for the warehousing element a 70%/30% split between national distribution and regional distribution has been assumed.



- 4.8 Therefore, for the purposes of the assessment 30% of the external HGV trips associated with the warehousing are to be assigned to the highway network using the regional distribution given at **Table 1**, but the majority, 70%, are to be assigned using the national distribution given at **Table 2**.
- 4.9 In accordance with Technical Note 2, for the development peak hour assessment periods 0800 to 0900 hours and 1600 to 1700 hours, and daily period, the HGV trips given at the table below should be assigned in accordance with the above split between regional and national distribution.

	Arrive	Depart	Two-way
AM Peak	102	95	196
PM Peak	89	81	170
Daily	1388	1393	2780

### Resulting HGV trip assignment

- 4.10 **Figure 2** and **Figure 3** indicate, respectively, the HGV trip distribution/assignment associated with the proposed regional and national distribution elements of the Northampton Gateway SRFI site.

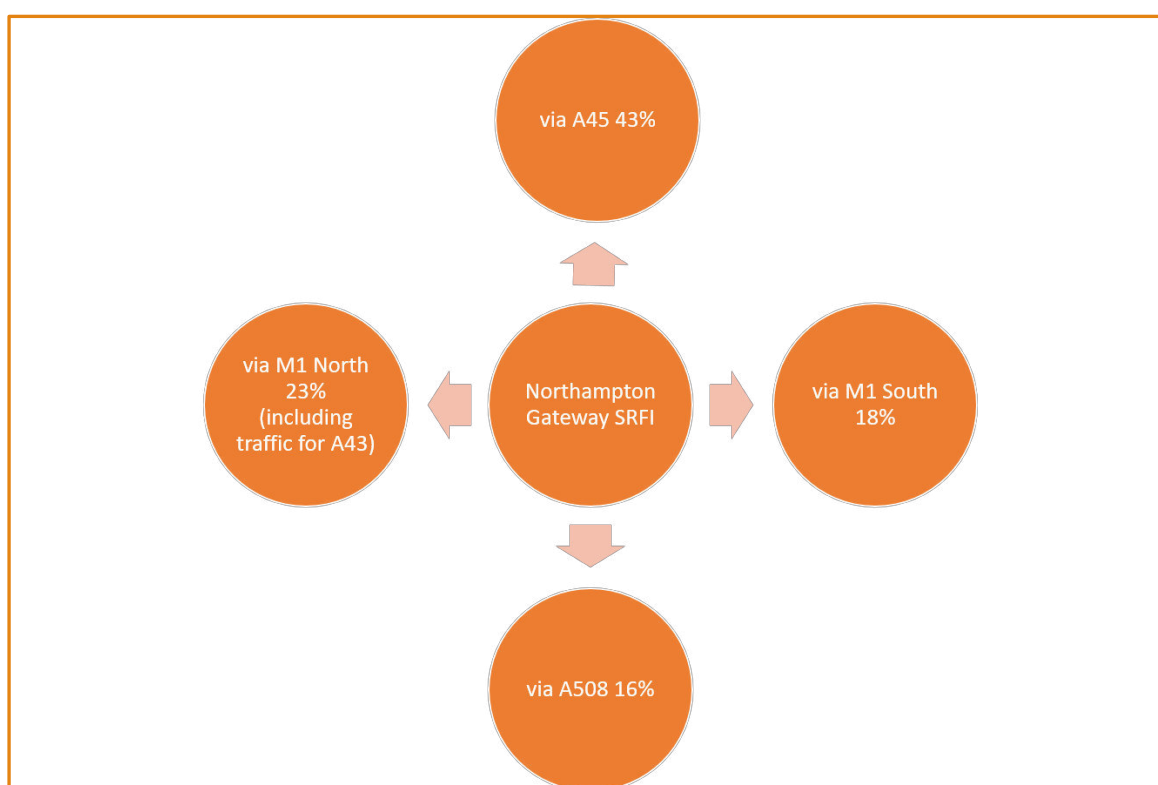


Figure 2: Schematic representing 'regional' HGV trip distribution/assignment

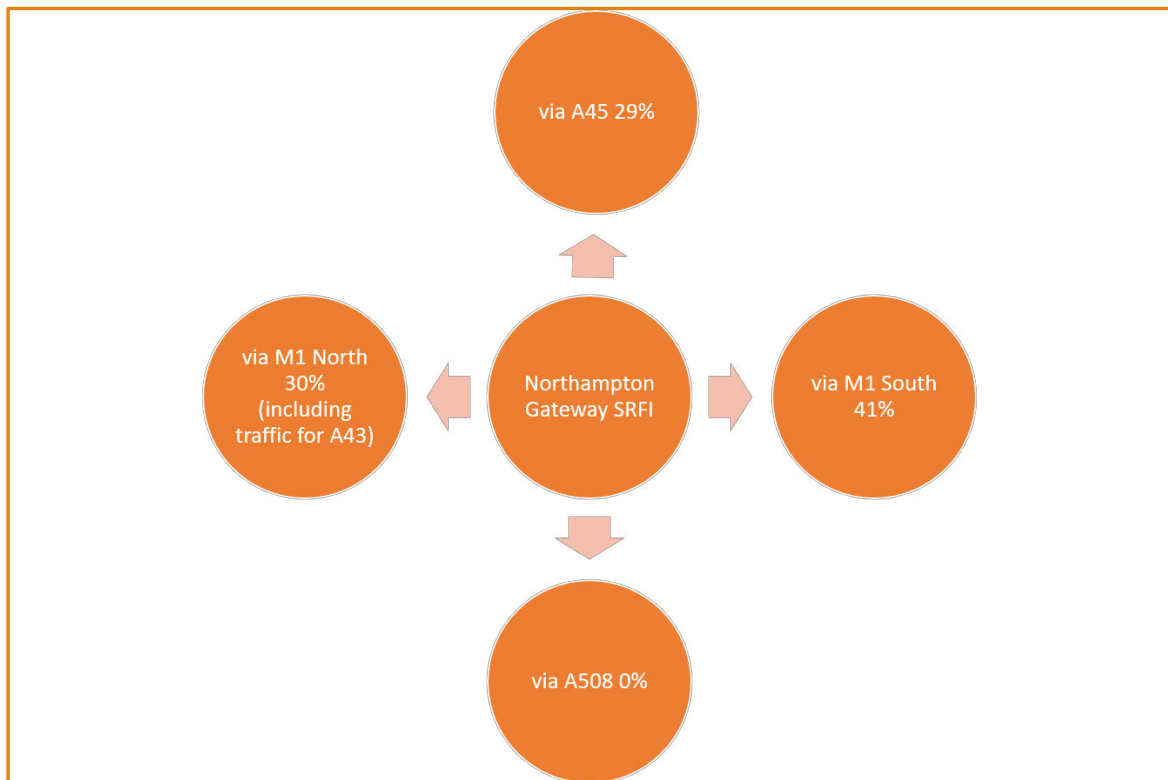


Figure 3: Schematic representing 'national' HGV trip distribution/assignment

- 4.11 Combining the regional and national HGV trip distributions shown in **Figures 2** and **3** with the splits between regional and national trips that are identified above, it is possible to provide an overall indication of the HGV trip distribution/assignment for the Northampton Gateway SRFI. This is shown at schematically in **Figure 4**.



Figure 4: Schematic representing overall HGV trip distribution/assignment

- 4.12 It should be noted that **Figure 4** is only indicative at this stage, as the actual assignment of the HGV trips to the road network will be undertaken as part of the NSTM assessment in accordance with the relative 'cost' of using a route.

## 5.0 SENSE CHECK OF HGV DISTRIBUTION USING EXISTING TRAFFIC COUNT DATA

- 5.1 To provide a sense check on the indicative distribution/assignment shown in **Figure 4**, a comparison has been made to recent turning count data for M1J15 and ANPR data at M1J15a. The latter data was provided by Highways England.
- 5.2 The turning proportions of OGV1 + OGV2 movements have been extracted from the M1J15 count data. This allows the existing HGV turning proportions at M1J15 to be compared to the resultant HGV distribution for the development. Turning count data is available from a daytime (0630 to 1900 hours) classified turning count at M1J15 undertaken on 1 May 2014. A copy of the M1J15 turning count is provided at **Appendix C** and is summarised in the below table, along with the indicative development HGV distribution from **Figure 4**.

HGV turning proportions at M1J15		
arm	average for M1J15 (all entry movements)	indicative development distribution (Figure 4)
A45	41%	36%
Saxon Avenue	3%	n/a
M1 south	17%	29%
A508	10%	9%
M1 north	30%	26%

- 5.3 It can be seen from the above table that the indicative development distribution generally compares well with the distribution of HGVs extracted from the M1J15 turning count data. However, the development distribution shows a slightly lower percentage of HGVs using the A45 and an increase in HGVs using M1 south. This results in a more equal split between HGVs using M1 south and M1 north compared to the M1J15 turning count data.
- 5.4 The M1J15 turning count data shows a bias to A45 and M1 north for HGV movements. That bias is reflected in the development regional distribution shown at **Figure 2**. However, as noted at paragraph 3.11, the national distribution shows a bias towards M1 south, **Figure 3**. It has been assumed that 70% of the warehousing at Northampton Gateway would serve a national distribution function, and therefore the effect of this assumption is to balance out the resultant HGV split between M1 north and M1 south.
- 5.5 Therefore, to check the validity of this assumption, a comparison has been made to the HGV origins and destinations associated with the Swan Valley warehousing and distribution site that is located at M1J15a. This has been undertaken using ANPC data provided by Highways England.
- 5.6 The ANPC survey was undertaken on 10 March 2016 and recorded peak period (0600 to 0930 hours in the morning and 1530 to 1900 hours in the evening) traffic movements at M1J15a. A total of nine camera locations were used, comprising five external locations forming the boundary of the study area, and four internal cameras. The five external locations are M1 north (Site 1), Swan Valley Way (Site 4), A5123 (Site 7), A43 (Site 8) and M1 south (Site 9). A full break down of movements by vehicle class and camera site location was provided by Highways England. The relevant ANPC data has been extracted and is provided at **Appendix D**.
- 5.7 Site 4 is located on Swan Valley Way. Therefore, extracting the OGV1 + OGV2 movements associated with Site 4 provides a good estimate of the relative distribution of HGV traffic associated with the Swan Valley site between M1 north and M1 south. It should be noted that the Swan Valley site also includes a second access to the north of the site, which provides more direct access to Northampton and onwards links with the A45. This access was not included in Highways England's ANPC survey and hence movements to and from the north of the Swan

Valley site will not have been fully captured in the survey and will therefore be under presented in the ANPC analysis. Nevertheless, the analysis does allow the relative split between movements north and south of the M1 to be quantified and compared to the relative split proposed for the development distribution.

- 5.8 A summary of the distribution split for OGV1 + OGV2 movements associated with movements to and from Swan Valley Way (site 4) and the external ANPR sites at M1J15a is shown at the below table.

origins and destinations for HGV traffic travelling to and from Swan Valley Way					
ANPR site	arrive		depart		average
	Swan Valley (AM peak hour)	from Swan Valley (PM peak hour)	Swan Valley (AM peak hour)	Swan Valley (PM peak hour)	
M1 North (site 1)	26.5%	31.8%	13.0%	18.8%	<b>22%</b>
Swan Valley (site 4)	2.0%	0.0%	2.2%	0.0%	<b>1%</b>
A5123 (site 7)	4.1%	9.1%	0.0%	6.3%	<b>5%</b>
A43 (site 8)	24.5%	22.7%	37.0%	18.8%	<b>26%</b>
M1 south (site 9)	42.9%	36.4%	47.8%	56.3%	<b>46%</b>

- 5.9 The assessment shows that, on average, 46% of the HGV movements to and from Swan Valley Way are made to and from M1 south, with 22% of movements made to and from M1 north. In addition, a further 26% of HGV movements to and from Swan Valley Way are made to and from the A43.
- 5.10 In relation to the location of the Northampton Gateway SRFI site, HGV movements to and from the A43 are included within the M1 north movements at **Figures 2 to 4**. On this basis, for Northampton Gateway SRFI, a more balanced split between movements to and from the M1 north and south would be expected i.e. based on the Swan Valley Way data, M1 north would equal 48% (22% for M1 north plus 26% of A43), compared to 46% for M1 south.
- 5.11 The ANPC data at M1J15a therefore supports the similar distribution split between M1 north and south that has been calculated for the proposed development and is shown in **Figure 4**.

### Summary

- 5.12 The proposed development HGV distribution has been sense checked using traffic count data from M1J15 and M1J15a. The distribution compares well with the distribution of HGVs extracted from the M1J15 turning count data, but the development distribution shows a more equal distribution split between HGVs using M1 south and M1 north than recorded during the M1J15 turning count. However, assessment of ANPC data from M1J15a for the nearby Swan Valley site suggests that, once the location of the A43 in relation to the Northampton Gateway site is considered, an approximately balanced split between movements M1 north and M1 south would be expected.
- 5.13 It is therefore concluded that the proposed HGV distribution compares well to existing traffic data and is therefore appropriate for assessment purposes.

Table 1: Regional HGV distribution

Middle Super Output Area	Industry C: Manufacturing	Industry G: Wholesale and retail trade; repair of motor vehicles	Industry H: Transport and Storage	Total Selected Industry Categories	% of area contained within the catchment area	Estimated Workplace Population associated with Classifications C, G and H	% Distribution
Harborough Total	3,208	11,142	3,201	17,551		14,244	5.0%
Harborough 002	160	226	44	430	100%	430	0.2%
Harborough 003	189	386	93	668	60%	401	0.1%
Harborough 005	584	520	135	1,239	20%	248	0.1%
Harborough 006	582	4,997	2,097	7,676	80%	6,141	2.2%
Harborough 007	174	335	61	570	10%	57	0.0%
Harborough 008	538	1,347	237	2,122	100%	2,122	0.7%
Harborough 009	223	1,172	70	1,465	100%	1,465	0.5%
Harborough 010	758	2,159	464	3,381	100%	3,381	1.2%
Daventry Total	5,221	7,476	4,442	17,139		17,139	6.1%
Daventry 001	149	222	70	441	100%	441	0.2%
Daventry 002	827	464	124	1,415	100%	1,415	0.5%
Daventry 003	439	1,821	2,463	4,723	100%	4,723	1.7%
Daventry 004	287	626	217	1,130	100%	1,130	0.4%
Daventry 005	149	359	96	604	100%	604	0.2%
Daventry 006	418	696	595	1,709	100%	1,709	0.6%
Daventry 007	725	1,488	332	2,545	100%	2,545	0.9%
Daventry 008	1,784	924	284	2,992	100%	2,992	1.1%
Daventry 009	223	621	187	1,031	100%	1,031	0.4%
Daventry 010	220	255	74	549	100%	549	0.2%
South Northamptonshire Total	3,768	4,504	2,020	10,292		10,292	3.6%
South Northamptonshire 001	392	350	159	901	100%	901	0.3%
South Northamptonshire 002	107	201	128	436	100%	436	0.2%
South Northamptonshire 003	268	552	594	1,414	100%	1,414	0.5%
South Northamptonshire 004	496	599	79	1,174	100%	1,174	0.4%
South Northamptonshire 005	273	485	108	866	100%	866	0.3%
South Northamptonshire 006	327	499	424	1,250	100%	1,250	0.4%
South Northamptonshire 007	244	286	100	630	100%	630	0.2%
South Northamptonshire 008	96	327	127	550	100%	550	0.2%
South Northamptonshire 009	185	252	28	465	100%	465	0.2%
South Northamptonshire 010	1,150	691	124	1,965	100%	1,965	0.7%
South Northamptonshire 011	230	262	149	641	100%	641	0.2%
Northampton Total	10,982	22,856	8,352	42,190		42,190	14.9%
Northampton 001	49	96	41	186	100%	186	0.1%
Northampton 002	1,964	1,202	578	3,744	100%	3,744	1.3%
Northampton 003	58	195	35	288	100%	288	0.1%
Northampton 004	962	404	360	1,726	100%	1,726	0.6%
Northampton 005	29	101	86	216	100%	216	0.1%
Northampton 006	45	101	32	178	100%	178	0.1%
Northampton 007	116	860	48	1,024	100%	1,024	0.4%
Northampton 008	260	826	56	1,142	100%	1,142	0.4%
Northampton 009	50	168	47	265	100%	265	0.1%
Northampton 010	23	57	21	101	100%	101	0.0%
Northampton 011	85	847	368	1,300	100%	1,300	0.5%
Northampton 012	34	104	53	191	100%	191	0.1%
Northampton 013	64	556	53	673	100%	673	0.2%
Northampton 014	46	105	40	191	100%	191	0.1%
Northampton 015	190	281	65	536	100%	536	0.2%
Northampton 016	62	270	54	386	100%	386	0.1%
Northampton 017	472	533	249	1,254	100%	1,254	0.4%
Northampton 018	769	1,225	710	2,704	100%	2,704	1.0%
Northampton 019	65	284	49	398	100%	398	0.1%
Northampton 020	37	64	34	135	100%	135	0.0%
Northampton 021	1,192	2,137	911	4,240	100%	4,240	1.5%
Northampton 022	364	479	79	922	100%	922	0.3%
Northampton 023	296	925	153	1,374	100%	1,374	0.5%
Northampton 024	589	1,669	373	2,631	100%	2,631	0.9%
Northampton 025	370	2,335	371	3,076	100%	3,076	1.1%
Northampton 026	42	86	41	169	100%	169	0.1%
Northampton 027	44	199	194	437	100%	437	0.2%
Northampton 028	2,309	4,612	1,568	8,489	100%	8,489	3.0%
Northampton 029	248	1,369	1,573	3,190	100%	3,190	1.1%
Northampton 030	79	565	59	703	100%	703	0.2%
Northampton 031	69	201	51	321	100%	321	0.1%
Kettering Total	4,702	8,311	2,261	15,274		15,274	5.4%
Kettering 001	211	576	289	1,076	100%	1,076	0.4%
Kettering 002	843	514	272	1,629	100%	1,629	0.6%
Kettering 003	143	225	68	436	100%	436	0.2%
Kettering 004	166	401	60	627	100%	627	0.2%
Kettering 005	55	172	42	269	100%	269	0.1%
Kettering 006	547	903	130	1,580	100%	1,580	0.6%
Kettering 007	1,262	2,983	678	4,923	100%	4,923	1.7%
Kettering 008	51	103	44	198	100%	198	0.1%
Kettering 009	631	989	331	1,951	100%	1,951	0.7%
Kettering 010	70	340	73	483	100%	483	0.2%
Kettering 011	723	1,105	274	2,102	100%	2,102	0.7%
Wellingborough Total	5,410	7,431	2,413	15,254		15,254	5.4%
Wellingborough 001	197	273	131	601	100%	601	0.2%
Wellingborough 002	1,615	851	272	2,738	100%	2,738	1.0%
Wellingborough 003	378	353	306	1,037	100%	1,037	0.4%
Wellingborough 004	210	753	236	1,199	100%	1,199	0.4%
Wellingborough 005	865	1,076	253	2,194	100%	2,194	0.8%
Wellingborough 006	169	1,460	137	1,766	100%	1,766	0.6%
Wellingborough 007	52	294	25	371	100%	371	0.1%
Wellingborough 008	648	940	99	1,687	100%	1,687	0.6%
Wellingborough 009	612	622	230	1,464	100%	1,464	0.5%
Wellingborough 010	664	809	724	2,197	100%	2,197	0.8%
Corby Total	8,381	7,419	2,551	18,351		18,351	6.5%
Corby 001	4,069	1,246	435	5,750	100%	5,750	2.0%
Corby 002	91	220	60	371	100%	371	0.1%
Corby 003	3,522	3,604	1,639	8,765	100%	8,765	3.1%
Corby 004	82	349	53	484	100%	484	0.2%
Corby 005	157	958	131	1,246	100%	1,246	0.4%
Corby 006	64	214	57	335	100%	335	0.1%
Corby 008	317	416	82	815	100%	815	0.3%
Corby 009	79	412	94	585	100%	585	0.2%
East Northamptonshire Total	4,459	5,845	1,938	12,242		8,665	3.1%
East Northamptonshire 001	189	240	177	606	0%	0	0.0%
East Northamptonshire 002	918	589	82	1,589	15%	238	0.1%
East Northamptonshire 003	829	886	445	2,160	25%	540	0.2%
East Northamptonshire 004	169	242	47	458	100%	458	0.2%
East Northamptonshire 005	269	561	180	1,010	100%	1,010	0.4%

East Northamptonshire 006	497	293	241	1,031	100%	1,031	0.4%
East Northamptonshire 007	381	314	189	884	100%	884	0.3%
East Northamptonshire 008	802	1,916	338	3,056	100%	3,056	1.1%
East Northamptonshire 009	322	629	164	1,115	100%	1,115	0.4%
East Northamptonshire 010	83	175	75	333	100%	333	0.1%
Huntingdonshire 015	384	452	142	978	50%	489	0.2%
Bedford Total	5,632	13,379	4,069	23,080		22,829	8.1%
Bedford 001	244	220	46	510	100%	510	0.2%
Bedford 002	234	362	103	699	100%	699	0.2%
Bedford 003	191	537	180	908	100%	908	0.3%
Bedford 004	366	662	228	1,256	80%	1,005	0.4%
Bedford 005	72	128	39	239	100%	239	0.1%
Bedford 006	59	118	36	213	100%	213	0.1%
Bedford 007	632	799	265	1,696	100%	1,696	0.6%
Bedford 008	68	203	43	314	100%	314	0.1%
Bedford 009	34	131	37	202	100%	202	0.1%
Bedford 010	514	666	126	1,306	100%	1,306	0.5%
Bedford 011	184	836	66	1,086	100%	1,086	0.4%
Bedford 012	237	2,219	1,178	3,634	100%	3,634	1.3%
Bedford 013	354	155	131	640	100%	640	0.2%
Bedford 014	593	2,074	283	2,950	100%	2,950	1.0%
Bedford 015	499	682	283	1,464	100%	1,464	0.5%
Bedford 016	43	189	38	270	100%	270	0.1%
Bedford 017	170	429	41	640	100%	640	0.2%
Bedford 018	819	1,951	590	3,360	100%	3,360	1.2%
Bedford 019	187	688	258	1,133	100%	1,133	0.4%
Bedford 020	132	330	98	560	100%	560	0.2%
Central Bedfordshire Total	10,387	17,088	5,109	32,584		13,195	4.7%
Central Bedfordshire 001	211	105	40	356	0%	0	0.0%
Central Bedfordshire 002	620	432	121	1,173	0%	0	0.0%
Central Bedfordshire 003	224	252	83	559	0%	0	0.0%
Central Bedfordshire 004	324	826	173	1,323	25%	331	0.1%
Central Bedfordshire 005	344	762	146	1,252	0%	0	0.0%
Central Bedfordshire 006	618	778	123	1,519	0%	0	0.0%
Central Bedfordshire 007	592	1,217	658	2,467	100%	2,467	0.9%
Central Bedfordshire 008	382	260	114	756	100%	756	0.3%
Central Bedfordshire 009	135	331	82	548	100%	548	0.2%
Central Bedfordshire 010	164	339	136	639	0%	0	0.0%
Central Bedfordshire 011	367	581	125	1,073	20%	215	0.1%
Central Bedfordshire 012	232	583	134	949	100%	949	0.3%
Central Bedfordshire 013	324	284	78	686	0%	0	0.0%
Central Bedfordshire 014	153	300	67	520	0%	0	0.0%
Central Bedfordshire 015	476	413	54	943	100%	943	0.3%
Central Bedfordshire 016	59	425	57	541	100%	541	0.2%
Central Bedfordshire 017	166	289	77	532	95%	505	0.2%
Central Bedfordshire 018	159	213	81	453	20%	91	0.0%
Central Bedfordshire 019	336	638	218	1,192	90%	1,073	0.4%
Central Bedfordshire 020	63	92	42	197	100%	197	0.1%
Central Bedfordshire 021	266	1,430	107	1,803	100%	1,803	0.6%
Central Bedfordshire 022	48	117	62	227	100%	227	0.1%
Central Bedfordshire 023	44	88	15	147	100%	147	0.1%
Central Bedfordshire 024	44	115	35	194	100%	194	0.1%
Central Bedfordshire 025	1,451	1,186	640	3,277	40%	1,311	0.5%
Central Bedfordshire 026	775	896	402	2,073	40%	829	0.3%
Central Bedfordshire 027	675	1,871	484	3,030	0%	0	0.0%
Central Bedfordshire 028	317	175	127	619	0%	0	0.0%
Central Bedfordshire 029	196	1,098	253	1,547	0%	0	0.0%
Central Bedfordshire 030	49	263	43	355	0%	0	0.0%
Central Bedfordshire 031	236	216	46	498	0%	0	0.0%
Central Bedfordshire 032	210	311	168	689	10%	69	0.0%
Central Bedfordshire 033	127	202	118	447	0%	0	0.0%
Dacorum 002	360	410	96	866	10%	87	0.0%
Milton Keynes Total	12,142	32,116	8,671	52,929		52,929	18.7%
Milton Keynes 001	330	574	100	1,004	100%	1,004	0.4%
Milton Keynes 002	561	372	118	1,051	100%	1,051	0.4%
Milton Keynes 003	41	134	39	214	100%	214	0.1%
Milton Keynes 004	287	825	176	1,288	100%	1,288	0.5%
Milton Keynes 005	541	628	160	1,329	100%	1,329	0.5%
Milton Keynes 006	111	126	93	330	100%	330	0.1%
Milton Keynes 007	1,165	1,961	212	3,338	100%	3,338	1.2%
Milton Keynes 008	269	713	187	1,169	100%	1,169	0.4%
Milton Keynes 009	258	393	360	1,011	100%	1,011	0.4%
Milton Keynes 010	840	1,270	542	2,652	100%	2,652	0.9%
Milton Keynes 011	38	65	48	151	100%	151	0.1%
Milton Keynes 012	280	404	187	871	100%	871	0.3%
Milton Keynes 013	165	594	61	820	100%	820	0.3%
Milton Keynes 014	468	8,479	1,171	10,118	100%	10,118	3.6%
Milton Keynes 015	691	1,034	444	2,169	100%	2,169	0.8%
Milton Keynes 016	72	148	52	272	100%	272	0.1%
Milton Keynes 017	1,345	3,372	1,985	6,702	100%	6,702	2.4%
Milton Keynes 018	59	257	124	440	100%	440	0.2%
Milton Keynes 019	219	245	89	553	100%	553	0.2%
Milton Keynes 020	638	906	82	1,626	100%	1,626	0.6%
Milton Keynes 021	82	515	95	692	100%	692	0.2%
Milton Keynes 022	650	925	386	1,961	100%	1,961	0.7%
Milton Keynes 023	1,697	3,261	922	5,880	100%	5,880	2.1%
Milton Keynes 024	164	1,140	146	1,450	100%	1,450	0.5%
Milton Keynes 025	61	632	59	752	100%	752	0.3%
Milton Keynes 026	38	150	54	242	100%	242	0.1%
Milton Keynes 027	123	241	60	424	100%	424	0.1%
Milton Keynes 028	341	292	126	759	100%	759	0.3%
Milton Keynes 029	48	74	39	161	100%	161	0.1%
Milton Keynes 030	398	1,928	226	2,552	100%	2,552	0.9%
Milton Keynes 031	96	333	283	712	100%	712	0.3%
Milton Keynes 032	66	125	45	236	100%	236	0.1%
Aylesbury Vale Total	6,114	12,279	2,999	21,392		9,096	3.2%
Aylesbury Vale 001	734	888	80	1,702	100%	1,702	0.6%
Aylesbury Vale 002	62	421	90	573	100%	573	0.2%
Aylesbury Vale 003	144	177	53	374	100%	374	0.1%
Aylesbury Vale 004	384	751	98	1,233	100%	1,233	0.4%
Aylesbury Vale 005	90	179	47	316	100%	316	0.1%
Aylesbury Vale 006	118	365	75	558	100%	558	0.2%
Aylesbury Vale 007	149	200	54	403	90%	363	0.1%
Aylesbury Vale 008	150	241	61	452	80%	362	0.1%
Aylesbury Vale 009	658	360	159	1,177	20%	235	0.1%
Aylesbury Vale 010	318	410	86	814	50%	407	0.1%
Aylesbury Vale 011	34	75	40	149	60%	89	0.0%
Aylesbury Vale 012	650	1,865	386	2,901	90%	2,611	0.9%
Aylesbury Vale 013	329	816	219	1,364	20%	273	0.1%



Aylesbury Vale 014	354	539	105	998	0%	0	0.0%
Aylesbury Vale 015	148	1,971	535	2,654	0%	0	0.0%
Aylesbury Vale 016	213	294	48	555	0%	0	0.0%
Aylesbury Vale 017	64	187	33	284	0%	0	0.0%
Aylesbury Vale 018	51	88	161	300	0%	0	0.0%
Aylesbury Vale 019	95	208	71	374	0%	0	0.0%
Aylesbury Vale 020	42	87	53	182	0%	0	0.0%
Aylesbury Vale 021	344	481	180	1,005	0%	0	0.0%
Aylesbury Vale 022	413	666	89	1,168	0%	0	0.0%
Aylesbury Vale 023	476	514	95	1,085	0%	0	0.0%
Aylesbury Vale 024	94	496	181	771	0%	0	0.0%
<b>Cherwell Total</b>	<b>8,587</b>	<b>14,133</b>	<b>3,452</b>	<b>26,172</b>		<b>21,992</b>	<b>7.8%</b>
Cherwell 001	182	235	64	481	90%	433	0.2%
Cherwell 002	150	125	56	331	100%	331	0.1%
Cherwell 003	2,000	1,123	151	3,274	100%	3,274	1.2%
Cherwell 004	2,385	3,810	1,241	7,436	100%	7,436	2.6%
Cherwell 005	49	93	45	187	100%	187	0.1%
Cherwell 006	148	215	75	438	100%	438	0.2%
Cherwell 007	56	497	34	587	100%	587	0.2%
Cherwell 008	142	447	97	686	100%	686	0.2%
Cherwell 009	154	220	50	424	40%	170	0.1%
Cherwell 010	163	393	228	784	90%	706	0.2%
Cherwell 011	199	362	99	660	100%	660	0.2%
Cherwell 012	54	113	28	195	100%	195	0.1%
Cherwell 013	1,363	1,485	561	3,409	100%	3,409	1.2%
Cherwell 014	57	187	43	287	100%	287	0.1%
Cherwell 015	235	2,578	100	2,913	100%	2,913	1.0%
Cherwell 016	251	566	120	937	30%	281	0.1%
Cherwell 017	64	305	67	436	0%	0	0.0%
Cherwell 018	29	99	49	177	0%	0	0.0%
Cherwell 019	906	1,280	344	2,530	0%	0	0.0%
<b>Rugby Total</b>	<b>7,346</b>	<b>7,631</b>	<b>3,380</b>	<b>18,357</b>		<b>15,388</b>	<b>5.4%</b>
Rugby 001	2,728	1,610	990	5,328	50%	2,664	0.9%
Rugby 002	1,425	1,388	605	3,418	100%	3,418	1.2%
Rugby 003	1,037	1,316	586	2,939	100%	2,939	1.0%
Rugby 004	149	298	102	549	50%	275	0.1%
Rugby 005	728	507	266	1,501	100%	1,501	0.5%
Rugby 006	658	575	221	1,454	100%	1,454	0.5%
Rugby 007	189	243	194	626	100%	626	0.2%
Rugby 008	51	102	36	189	100%	189	0.1%
Rugby 009	84	895	112	1,091	100%	1,091	0.4%
Rugby 010	70	186	88	344	100%	344	0.1%
Rugby 011	83	165	57	305	100%	305	0.1%
Rugby 012	144	346	123	613	95%	582	0.2%
Warwick 005	1,485	1,273	1,648	4,406	20%	881	0.3%
<b>Stratford-on-Avon Total</b>	<b>5,051</b>	<b>1,891</b>	<b>443</b>	<b>7,385</b>		<b>4,828</b>	<b>1.7%</b>
Stratford-on-Avon 004	556	784	149	1,489	100%	1,489	0.5%
Stratford-on-Avon 005	322	497	159	978	90%	880	0.3%
Stratford-on-Avon 013	4,173	610	135	4,918	50%	2,459	0.9%

Total	283,123	100.0%
-------	---------	--------

Ports	All Lo-Lo Container Units	All Ro-Ro Container Units	Total	% Split
	(in 000's)	(in 000's)	(in 000's)	
Felixstowe	2,434	205	2,640	26.09%
Dover	0	2,457	2,457	24.29%
London	626	544	1,170	11.57%
Southampton	1,087	2	1,088	10.76%
Liverpool	393	504	897	8.86%
Grimsby & Immingham	123	755	877	8.67%
Belfast*	126	435	561	-
Holyhead	0	361	361	3.57%
Hull	123	192	315	3.11%
Harwich	1	312	313	3.10%
<b>Total</b>	<b>4,913</b>	<b>5,766</b>	<b>10,188</b>	<b>100%</b>

\* Belfast excluded

**Table 2: National HGV distribution based on top ten busiest ports in 2014 by lo-lo and ro-ro movements  
(adjusted to exclude ports in Northern Ireland)**

## APPENDIX A

### TABLE 6: TOTAL EXTERNAL HGVS (EXTRACTED FROM TN2)




## APPENDIX B

# STANDARD INDUSTRIAL CLASSIFICATION OF ECONOMIC ACTIVITIES 2007



Companies House

# Standard industrial classification of economic activities (SIC) 2007





Version 2

© Crown copyright 2015

You may re-use this information (excluding logos) free of charge in any format or medium, under the terms of the Open Government Licence v.2. To view this licence visit [www.nationalarchives.gov.uk/doc/open-government-licence/version/2/](http://www.nationalarchives.gov.uk/doc/open-government-licence/version/2/) or email: [PSI@nationalarchives.gsi.gov.uk](mailto:PSI@nationalarchives.gsi.gov.uk)

The material must be acknowledged as Crown copyright and you must give the title of the source document/publication. Where third party material has been identified, permission from the respective copyright holder must be sought.

This publication is available at: [www.companieshouse.gov.uk](http://www.companieshouse.gov.uk)

Any enquiries regarding this publication should be sent to us at: Companies House, Crown Way, Cardiff, CF14 3UZ or email: [enquiries@companieshouse.gov.uk](mailto:enquiries@companieshouse.gov.uk)

Alternative format versions of this report are available on request from: [enquiries@companieshouse.gov.uk](mailto:enquiries@companieshouse.gov.uk)

Companies House is an Executive Agency of the Department for Business, Innovation and Skills (BIS).



# Contents

<b>Section A</b>	Agriculture, Forestry and Fishing	5
<b>Section B</b>	Mining and Quarrying	5
<b>Section C</b>	Manufacturing	5
<b>Section D</b>	Electricity, gas, steam and air conditioning supply	9
<b>Section E</b>	Water supply, sewerage, waste management and remediation activities	9
<b>Section F</b>	Construction	9
<b>Section G</b>	Wholesale and retail trade; repair of motor vehicles and motorcycles	10
<b>Section H</b>	Transportation and storage	12
<b>Section I</b>	Accommodation and food service activities	12
<b>Section J</b>	Information and communication	12
<b>Section K</b>	Financial and insurance activities	13
<b>Section L</b>	Real estate activities	13
<b>Section M</b>	Professional, scientific and technical activities	13
<b>Section N</b>	Administrative and support service activities	14
<b>Section O</b>	Public administration and defence; compulsory social security	15
<b>Section P</b>	Education	15
<b>Section Q</b>	Human health and social work activities	15
<b>Section R</b>	Arts, entertainment and recreation	15
<b>Section S</b>	Other service activities	15
<b>Section T</b>	Activities of households as employers; undifferentiated goods- and services-producing activities of households for own use	16
<b>Section U</b>	Activities of extraterritorial organisations and bodies	16

# Standard Industrial Classification of Economic Activities (SIC)

The United Kingdom Standard Industrial Classification of Economic Activities (SIC) is used to classify business establishments and other standard units by the type of economic activity in which they are engaged. The new version of these codes (SIC 2007) was adopted by the UK as from 1st January 2008.

With the agreement of the Office of National Statistics (ONS), Companies House uses a condensed version of the full list of codes available from ONS. Please be aware that only the codes made available on the condensed Companies House list below can be used on the Annual Return.

Codes used from other sources than the Companies House list may mean your document is rejected, and your filing delayed. Even if your company is dormant (99999) or non-trading (74990) this still has to be indicated by using the appropriate SIC code.

## Section A Agriculture, Forestry and Fishing

01110	Growing of cereals (except rice), leguminous crops and oil seeds
01120	Growing of rice
01130	Growing of vegetables and melons, roots and tubers
01140	Growing of sugar cane
01150	Growing of tobacco
01160	Growing of fibre crops
01190	Growing of other non-perennial crops
01210	Growing of grapes
01220	Growing of tropical and subtropical fruits
01230	Growing of citrus fruits
01240	Growing of pome fruits and stone fruits
01250	Growing of other tree and bush fruits and nuts
01260	Growing of oleaginous fruits
01270	Growing of beverage crops
01280	Growing of spices, aromatic, drug and pharmaceutical crops
01290	Growing of other perennial crops
01300	Plant propagation
01410	Raising of dairy cattle
01420	Raising of other cattle and buffaloes
01430	Raising of horses and other equines
01440	Raising of camels and camelids
01450	Raising of sheep and goats
01460	Raising of swine/pigs
01470	Raising of poultry
01490	Raising of other animals
01500	Mixed farming
01610	Support activities for crop production
01621	Farm animal boarding and care
01629	Support activities for animal production (other than farm animal boarding and care) n.e.c.
01630	Post-harvest crop activities
01640	Seed processing for propagation
01700	Hunting, trapping and related service activities
02100	Silviculture and other forestry activities
02200	Logging
02300	Gathering of wild growing non-wood products
02400	Support services to forestry
03110	Marine fishing

03120	Freshwater fishing
03210	Marine aquaculture
03220	Freshwater aquaculture

## Section B Mining and Quarrying

05101	Deep coal mines
05102	Open cast coal working
05200	Mining of lignite
06100	Extraction of crude petroleum
06200	Extraction of natural gas
07100	Mining of iron ores
07210	Mining of uranium and thorium ores
07290	Mining of other non-ferrous metal ores
08110	Quarrying of ornamental and building stone, limestone, gypsum, chalk and slate
08120	Operation of gravel and sand pits; mining of clays and kaolin
08910	Mining of chemical and fertilizer minerals
08920	Extraction of peat
08930	Extraction of salt
08990	Other mining and quarrying n.e.c.
09100	Support activities for petroleum and natural gas mining
09900	Support activities for other mining and quarrying

## Section C Manufacturing

10110	Processing and preserving of meat
10120	Processing and preserving of poultry meat
10130	Production of meat and poultry meat products
10200	Processing and preserving of fish, crustaceans and molluscs
10310	Processing and preserving of potatoes
10320	Manufacture of fruit and vegetable juice
10390	Other processing and preserving of fruit and vegetables
10410	Manufacture of oils and fats
10420	Manufacture of margarine and similar edible fats
10511	Liquid milk and cream production
10512	Butter and cheese production
10519	Manufacture of other milk products
10520	Manufacture of ice cream

10611	Grain milling	13960	Manufacture of other technical and industrial textiles
10612	Manufacture of breakfast cereals and cereals-based food	13990	Manufacture of other textiles n.e.c.
10620	Manufacture of starches and starch products	14110	Manufacture of leather clothes
10710	Manufacture of bread; manufacture of fresh pastry goods and cakes	14120	Manufacture of workwear
10720	Manufacture of rusks and biscuits; manufacture of preserved pastry goods and cakes	14131	Manufacture of other men's outerwear
10730	Manufacture of macaroni, noodles, couscous and similar farinaceous products	14132	Manufacture of other women's outerwear
10810	Manufacture of sugar	14141	Manufacture of men's underwear
10821	Manufacture of cocoa and chocolate confectionery	14142	Manufacture of women's underwear
10822	Manufacture of sugar confectionery	14190	Manufacture of other wearing apparel and accessories n.e.c.
10831	Tea processing	14200	Manufacture of articles of fur
10832	Production of coffee and coffee substitutes	14310	Manufacture of knitted and crocheted hosiery
10840	Manufacture of condiments and seasonings	14390	Manufacture of other knitted and crocheted apparel
10850	Manufacture of prepared meals and dishes	15110	Tanning and dressing of leather; dressing and dyeing of fur
10860	Manufacture of homogenized food preparations and dietetic food	15120	Manufacture of luggage, handbags and the like, saddlery and harness
10890	Manufacture of other food products n.e.c.	15200	Manufacture of footwear
10910	Manufacture of prepared feeds for farm animals	16100	Sawmilling and planing of wood
10920	Manufacture of prepared pet foods	16210	Manufacture of veneer sheets and wood-based panels
11010	Distilling, rectifying and blending of spirits	16220	Manufacture of assembled parquet floors
11020	Manufacture of wine from grape	16230	Manufacture of other builders' carpentry and joinery
11030	Manufacture of cider and other fruit wines	16240	Manufacture of wooden containers
11040	Manufacture of other non-distilled fermented beverages	16290	Manufacture of other products of wood; manufacture of articles of cork, straw and plaiting materials
11050	Manufacture of beer	17110	Manufacture of pulp
11060	Manufacture of malt	17120	Manufacture of paper and paperboard
11070	Manufacture of soft drinks; production of mineral waters and other bottled waters	17211	Manufacture of corrugated paper and paperboard, sacks and bags
12000	Manufacture of tobacco products	17219	Manufacture of other paper and paperboard containers
13100	Preparation and spinning of textile fibres	17220	Manufacture of household and sanitary goods and of toilet requisites
13200	Weaving of textiles	17230	Manufacture of paper stationery
13300	Finishing of textiles	17240	Manufacture of wallpaper
13910	Manufacture of knitted and crocheted fabrics	17290	Manufacture of other articles of paper and paperboard n.e.c.
13921	Manufacture of soft furnishings	18110	Printing of newspapers
13922	Manufacture of canvas goods, sacks, etc.	18121	Manufacture of printed labels
13923	Manufacture of household textiles	18129	Printing n.e.c.
13931	Manufacture of woven or tufted carpets and rugs	18130	Pre-press and pre-media services
13939	Manufacture of other carpets and rugs	18140	Binding and related services
13940	Manufacture of cordage, rope, twine and netting	18201	Reproduction of sound recording
13950	Manufacture of non-wovens and articles made from non-wovens, except apparel	18202	Reproduction of video recording

18203	Reproduction of computer media	23320	Manufacture of bricks, tiles and construction products, in baked clay
19100	Manufacture of coke oven products	23410	Manufacture of ceramic household and ornamental articles
19201	Mineral oil refining	23420	Manufacture of ceramic sanitary fixtures
19209	Other treatment of petroleum products (excluding petrochemicals manufacture)	23430	Manufacture of ceramic insulators and insulating fittings
20110	Manufacture of industrial gases	23440	Manufacture of other technical ceramic products
20120	Manufacture of dyes and pigments	23490	Manufacture of other ceramic products n.e.c.
20130	Manufacture of other inorganic basic chemicals	23510	Manufacture of cement
20140	Manufacture of other organic basic chemicals	23520	Manufacture of lime and plaster
20150	Manufacture of fertilizers and nitrogen compounds	23610	Manufacture of concrete products for construction purposes
20160	Manufacture of plastics in primary forms	23620	Manufacture of plaster products for construction purposes
20170	Manufacture of synthetic rubber in primary forms	23630	Manufacture of ready-mixed concrete
20200	Manufacture of pesticides and other agrochemical products	23640	Manufacture of mortars
20301	Manufacture of paints, varnishes and similar coatings, mastics and sealants	23650	Manufacture of fibre cement
20302	Manufacture of printing ink	23690	Manufacture of other articles of concrete, plaster and cement
20411	Manufacture of soap and detergents	23700	Cutting, shaping and finishing of stone
20412	Manufacture of cleaning and polishing preparations	23910	Production of abrasive products
20420	Manufacture of perfumes and toilet preparations	23990	Manufacture of other non-metallic mineral products n.e.c.
20510	Manufacture of explosives	24100	Manufacture of basic iron and steel and of ferro-alloys
20520	Manufacture of glues	24200	Manufacture of tubes, pipes, hollow profiles and related fittings, of steel
20530	Manufacture of essential oils	24310	Cold drawing of bars
20590	Manufacture of other chemical products n.e.c.	24320	Cold rolling of narrow strip
20600	Manufacture of man-made fibres	24330	Cold forming or folding
21100	Manufacture of basic pharmaceutical products	24340	Cold drawing of wire
21200	Manufacture of pharmaceutical preparations	24410	Precious metals production
22110	Manufacture of rubber tyres and tubes; retreading and rebuilding of rubber tyres	24420	Aluminium production
22190	Manufacture of other rubber products	24430	Lead, zinc and tin production
22210	Manufacture of plastic plates, sheets, tubes and profiles	24440	Copper production
22220	Manufacture of plastic packing goods	24450	Other non-ferrous metal production
22230	Manufacture of builders ware of plastic	24460	Processing of nuclear fuel
22290	Manufacture of other plastic products	24510	Casting of iron
23110	Manufacture of flat glass	24520	Casting of steel
23120	Shaping and processing of flat glass	24530	Casting of light metals
23130	Manufacture of hollow glass	24540	Casting of other non-ferrous metals
23140	Manufacture of glass fibres	25110	Manufacture of metal structures and parts of structures
23190	Manufacture and processing of other glass, including technical glassware	25120	Manufacture of doors and windows of metal
23200	Manufacture of refractory products	25210	Manufacture of central heating radiators and boilers
23310	Manufacture of ceramic tiles and flags		

25290	Manufacture of other tanks, reservoirs and containers of metal	27120	Manufacture of electricity distribution and control apparatus
25300	Manufacture of steam generators, except central heating hot water boilers	27200	Manufacture of batteries and accumulators
25400	Manufacture of weapons and ammunition	27310	Manufacture of fibre optic cables
25500	Forging, pressing, stamping and roll-forming of metal; powder metallurgy	27320	Manufacture of other electronic and electric wires and cables
25610	Treatment and coating of metals	27330	Manufacture of wiring devices
25620	Machining	27400	Manufacture of electric lighting equipment
25710	Manufacture of cutlery	27510	Manufacture of electric domestic appliances
25720	Manufacture of locks and hinges	27520	Manufacture of non-electric domestic appliances
25730	Manufacture of tools	27900	Manufacture of other electrical equipment
25910	Manufacture of steel drums and similar containers	28110	Manufacture of engines and turbines, except aircraft, vehicle and cycle engines
25920	Manufacture of light metal packaging	28120	Manufacture of fluid power equipment
25930	Manufacture of wire products, chain and springs	28131	Manufacture of pumps
25940	Manufacture of fasteners and screw machine products	28132	Manufacture of compressors
25990	Manufacture of other fabricated metal products n.e.c.	28140	Manufacture of taps and valves
26110	Manufacture of electronic components	28150	Manufacture of bearings, gears, gearing and driving elements
26120	Manufacture of loaded electronic boards	28210	Manufacture of ovens, furnaces and furnace burners
26200	Manufacture of computers and peripheral equipment	28220	Manufacture of lifting and handling equipment
26301	Manufacture of telegraph and telephone apparatus and equipment	28230	Manufacture of office machinery and equipment (except computers and peripheral equipment)
26309	Manufacture of communication equipment other than telegraph, and telephone apparatus and equipment	28240	Manufacture of power-driven hand tools
26400	Manufacture of consumer electronics	28250	Manufacture of non-domestic cooling and ventilation equipment
26511	Manufacture of electronic measuring, testing etc. equipment, not for industrial process control	28290	Manufacture of other general-purpose machinery n.e.c.
26512	Manufacture of electronic industrial process control equipment	28301	Manufacture of agricultural tractors
26513	Manufacture of non-electronic measuring, testing etc. equipment, not for industrial process control	28302	Manufacture of agricultural and forestry machinery other than tractors
26514	Manufacture of non-electronic industrial process control equipment	28410	Manufacture of metal forming machinery
26520	Manufacture of watches and clocks	28490	Manufacture of other machine tools
26600	Manufacture of irradiation, electromedical and electrotherapeutic equipment	28910	Manufacture of machinery for metallurgy
26701	Manufacture of optical precision instruments	28921	Manufacture of machinery for mining
26702	Manufacture of photographic and cinematographic equipment	28922	Manufacture of earthmoving equipment
26800	Manufacture of magnetic and optical media	28923	Manufacture of equipment for concrete crushing and screening and roadworks
27110	Manufacture of electric motors, generators and transformers	28930	Manufacture of machinery for food, beverage and tobacco processing
		28940	Manufacture of machinery for textile, apparel and leather production
		28950	Manufacture of machinery for paper and paperboard production
		28960	Manufacture of plastics and rubber machinery



28990 Manufacture of other special-purpose machinery n.e.c.

29100 Manufacture of motor vehicles

29201 Manufacture of bodies (coachwork) for motor vehicles (except caravans)

29202 Manufacture of trailers and semi-trailers

29203 Manufacture of caravans

29310 Manufacture of electrical and electronic equipment for motor vehicles and their engines

29320 Manufacture of other parts and accessories for motor vehicles

30110 Building of ships and floating structures

30120 Building of pleasure and sporting boats

30200 Manufacture of railway locomotives and rolling stock

30300 Manufacture of air and spacecraft and related machinery

30400 Manufacture of military fighting vehicles

30910 Manufacture of motorcycles

30920 Manufacture of bicycles and invalid carriages

30990 Manufacture of other transport equipment n.e.c.

31010 Manufacture of office and shop furniture

31020 Manufacture of kitchen furniture

31030 Manufacture of mattresses

31090 Manufacture of other furniture

32110 Striking of coins

32120 Manufacture of jewellery and related articles

32130 Manufacture of imitation jewellery and related articles

32200 Manufacture of musical instruments

32300 Manufacture of sports goods

32401 Manufacture of professional and arcade games and toys

32409 Manufacture of other games and toys, n.e.c.

32500 Manufacture of medical and dental instruments and supplies

32910 Manufacture of brooms and brushes

32990 Other manufacturing n.e.c.

33110 Repair of fabricated metal products

33120 Repair of machinery

33130 Repair of electronic and optical equipment

33140 Repair of electrical equipment

33150 Repair and maintenance of ships and boats

33160 Repair and maintenance of aircraft and spacecraft

33170 Repair and maintenance of other transport equipment n.e.c.

33190 Repair of other equipment

33200 Installation of industrial machinery and equipment

---

## Section D Electricity, gas, steam and air conditioning supply

35110 Production of electricity

35120 Transmission of electricity

35130 Distribution of electricity

35140 Trade of electricity

35210 Manufacture of gas

35220 Distribution of gaseous fuels through mains

35230 Trade of gas through mains

35300 Steam and air conditioning supply

---

## Section E Water supply, sewerage, waste management and remediation activities

36000 Water collection, treatment and supply

37000 Sewerage

38110 Collection of non-hazardous waste

38120 Collection of hazardous waste

38210 Treatment and disposal of non-hazardous waste

38220 Treatment and disposal of hazardous waste

38310 Dismantling of wrecks

38320 Recovery of sorted materials

39000 Remediation activities and other waste management services

---

## Section F Construction

41100 Development of building projects

41201 Construction of commercial buildings

41202 Construction of domestic buildings

42110 Construction of roads and motorways

42120 Construction of railways and underground railways

42130 Construction of bridges and tunnels

42210 Construction of utility projects for fluids

42220 Construction of utility projects for electricity and telecommunications



42910	Construction of water projects	46180	Agents specialised in the sale of other particular products
42990	Construction of other civil engineering projects n.e.c.	46190	Agents involved in the sale of a variety of goods
43110	Demolition	46210	Wholesale of grain, unmanufactured tobacco, seeds and animal feeds
43120	Site preparation	46220	Wholesale of flowers and plants
43130	Test drilling and boring	46230	Wholesale of live animals
43210	Electrical installation	46240	Wholesale of hides, skins and leather
43220	Plumbing, heat and air-conditioning installation	46310	Wholesale of fruit and vegetables
43290	Other construction installation	46320	Wholesale of meat and meat products
43310	Plastering	46330	Wholesale of dairy products, eggs and edible oils and fats
43320	Joinery installation	46341	Wholesale of fruit and vegetable juices, mineral water and soft drinks
43330	Floor and wall covering	46342	Wholesale of wine, beer, spirits and other alcoholic beverages
43341	Painting	46350	Wholesale of tobacco products
43342	Glazing	46360	Wholesale of sugar and chocolate and sugar confectionery
43390	Other building completion and finishing	46370	Wholesale of coffee, tea, cocoa and spices
43910	Roofing activities	46380	Wholesale of other food, including fish, crustaceans and molluscs
43991	Scaffold erection	46390	Non-specialised wholesale of food, beverages and tobacco
43999	Other specialised construction activities n.e.c.	46410	Wholesale of textiles

## Section G Wholesale and retail trade; repair of motor vehicles and motorcycles

45111	Sale of new cars and light motor vehicles	46420	Wholesale of clothing and footwear
45112	Sale of used cars and light motor vehicles	46431	Wholesale of audio tapes, records, CDs and video tapes and the equipment on which these are played
45190	Sale of other motor vehicles	46439	Wholesale of radio, television goods & electrical household appliances (other than records, tapes, CD's & video tapes and the equipment used for playing them)
45200	Maintenance and repair of motor vehicles	46440	Wholesale of china and glassware and cleaning materials
45310	Wholesale trade of motor vehicle parts and accessories	46450	Wholesale of perfume and cosmetics
45320	Retail trade of motor vehicle parts and accessories	46460	Wholesale of pharmaceutical goods
45400	Sale, maintenance and repair of motorcycles and related parts and accessories	46470	Wholesale of furniture, carpets and lighting equipment
46110	Agents selling agricultural raw materials, livestock, textile raw materials and semi-finished goods	46480	Wholesale of watches and jewellery
46120	Agents involved in the sale of fuels, ores, metals and industrial chemicals	46491	Wholesale of musical instruments
46130	Agents involved in the sale of timber and building materials	46499	Wholesale of household goods (other than musical instruments) n.e.c
46140	Agents involved in the sale of machinery, industrial equipment, ships and aircraft	46510	Wholesale of computers, computer peripheral equipment and software
46150	Agents involved in the sale of furniture, household goods, hardware and ironmongery	46520	Wholesale of electronic and telecommunications equipment and parts
46160	Agents involved in the sale of textiles, clothing, fur, footwear and leather goods	46610	Wholesale of agricultural machinery, equipment and supplies
46170	Agents involved in the sale of food, beverages and tobacco		

46620	Wholesale of machine tools		coverings in specialised stores
46630	Wholesale of mining, construction and civil engineering machinery	47540	Retail sale of electrical household appliances in specialised stores
46640	Wholesale of machinery for the textile industry and of sewing and knitting machines	47591	Retail sale of musical instruments and scores
46650	Wholesale of office furniture	47599	Retail of furniture, lighting, and similar (not musical instruments or scores) in specialised store
46660	Wholesale of other office machinery and equipment	47610	Retail sale of books in specialised stores
46690	Wholesale of other machinery and equipment	47620	Retail sale of newspapers and stationery in specialised stores
46711	Wholesale of petroleum and petroleum products	47630	Retail sale of music and video recordings in specialised stores
46719	Wholesale of other fuels and related products	47640	Retail sale of sports goods, fishing gear, camping goods, boats and bicycles
46720	Wholesale of metals and metal ores	47650	Retail sale of games and toys in specialised stores
46730	Wholesale of wood, construction materials and sanitary equipment	47710	Retail sale of clothing in specialised stores
46740	Wholesale of hardware, plumbing and heating equipment and supplies	47721	Retail sale of footwear in specialised stores
46750	Wholesale of chemical products	47722	Retail sale of leather goods in specialised stores
46760	Wholesale of other intermediate products	47730	Dispensing chemist in specialised stores
46770	Wholesale of waste and scrap	47741	Retail sale of hearing aids
46900	Non-specialised wholesale trade	47749	Retail sale of medical and orthopaedic goods in specialised stores (not incl. hearing aids) n.e.c.
47110	Retail sale in non-specialised stores with food, beverages or tobacco predominating	47750	Retail sale of cosmetic and toilet articles in specialised stores
47190	Other retail sale in non-specialised stores	47760	Retail sale of flowers, plants, seeds, fertilizers, pet animals and pet food in specialised stores
47210	Retail sale of fruit and vegetables in specialised stores	47770	Retail sale of watches and jewellery in specialised stores
47220	Retail sale of meat and meat products in specialised stores	47781	Retail sale in commercial art galleries
47230	Retail sale of fish, crustaceans and molluscs in specialised stores	47782	Retail sale by opticians
47240	Retail sale of bread, cakes, flour confectionery and sugar confectionery in specialised stores	47789	Other retail sale of new goods in specialised stores (not commercial art galleries and opticians)
47250	Retail sale of beverages in specialised stores	47791	Retail sale of antiques including antique books in stores
47260	Retail sale of tobacco products in specialised stores	47799	Retail sale of other second-hand goods in stores (not incl. antiques)
47290	Other retail sale of food in specialised stores	47810	Retail sale via stalls and markets of food, beverages and tobacco products
47300	Retail sale of automotive fuel in specialised stores	47820	Retail sale via stalls and markets of textiles, clothing and footwear
47410	Retail sale of computers, peripheral units and software in specialised stores	47890	Retail sale via stalls and markets of other goods
47421	Retail sale of mobile telephones	47910	Retail sale via mail order houses or via Internet
47429	Retail sale of telecommunications equipment other than mobile telephones	47990	Other retail sale not in stores, stalls or markets
47430	Retail sale of audio and video equipment in specialised stores		
47510	Retail sale of textiles in specialised stores		
47520	Retail sale of hardware, paints and glass in specialised stores		
47530	Retail sale of carpets, rugs, wall and floor		

**Section H** Transportation and storage

49100	Passenger rail transport, interurban
49200	Freight rail transport
49311	Urban and suburban passenger railway transportation by underground, metro and similar systems
49319	Other urban, suburban or metropolitan passenger land transport (not underground, metro or similar)
49320	Taxi operation
49390	Other passenger land transport
49410	Freight transport by road
49420	Removal services
49500	Transport via pipeline
50100	Sea and coastal passenger water transport
50200	Sea and coastal freight water transport
50300	Inland passenger water transport
50400	Inland freight water transport
51101	Scheduled passenger air transport
51102	Non-scheduled passenger air transport
51210	Freight air transport
51220	Space transport
52101	Operation of warehousing and storage facilities for water transport activities
52102	Operation of warehousing and storage facilities for air transport activities
52103	Operation of warehousing and storage facilities for land transport activities
52211	Operation of rail freight terminals
52212	Operation of rail passenger facilities at railway stations
52213	Operation of bus and coach passenger facilities at bus and coach stations
52219	Other service activities incidental to land transportation, n.e.c.
52220	Service activities incidental to water transportation
52230	Service activities incidental to air transportation
52241	Cargo handling for water transport activities
52242	Cargo handling for air transport activities
52243	Cargo handling for land transport activities
52290	Other transportation support activities
53100	Postal activities under universal service obligation
53201	Licensed carriers
53202	Unlicensed carriers

**Section I** Accommodation and food service activities

55100	Hotels and similar accommodation
55201	Holiday centres and villages
55202	Youth hostels
55209	Other holiday and other collective accommodation
55300	Recreational vehicle parks, trailer parks and camping grounds
55900	Other accommodation
56101	Licensed restaurants
56102	Unlicensed restaurants and cafes
56103	Take-away food shops and mobile food stands
56210	Event catering activities
56290	Other food services
56301	Licensed clubs
56302	Public houses and bars

**Section J** Information and communication

58110	Book publishing
58120	Publishing of directories and mailing lists
58130	Publishing of newspapers
58141	Publishing of learned journals
58142	Publishing of consumer and business journals and periodicals
58190	Other publishing activities
58210	Publishing of computer games
58290	Other software publishing
59111	Motion picture production activities
59112	Video production activities
59113	Television programme production activities
59120	Motion picture, video and television programme post-production activities
59131	Motion picture distribution activities
59132	Video distribution activities
59133	Television programme distribution activities
59140	Motion picture projection activities
59200	Sound recording and music publishing activities
60100	Radio broadcasting
60200	Television programming and broadcasting activities
61100	Wired telecommunications activities
61200	Wireless telecommunications activities

61300 Satellite telecommunications activities  
 61900 Other telecommunications activities  
 62011 Ready-made interactive leisure and entertainment software development  
 62012 Business and domestic software development  
 62020 Information technology consultancy activities  
 62030 Computer facilities management activities  
 62090 Other information technology service activities  
 63110 Data processing, hosting and related activities  
 63120 Web portals  
 63910 News agency activities  
 63990 Other information service activities n.e.c.

65110 Life insurance  
 65120 Non-life insurance  
 65201 Life reinsurance  
 65202 Non-life reinsurance  
 65300 Pension funding  
 66110 Administration of financial markets  
 66120 Security and commodity contracts dealing activities  
 66190 Activities auxiliary to financial intermediation n.e.c.  
 66210 Risk and damage evaluation  
 66220 Activities of insurance agents and brokers  
 66290 Other activities auxiliary to insurance and pension funding  
 66300 Fund management activities

---

## Section K Financial and insurance activities

64110 Central banking  
 64191 Banks  
 64192 Building societies  
 64201 Activities of agricultural holding companies  
 64202 Activities of production holding companies  
 64203 Activities of construction holding companies  
 64204 Activities of distribution holding companies  
 64205 Activities of financial services holding companies  
 64209 Activities of other holding companies n.e.c.  
 64301 Activities of investment trusts  
 64302 Activities of unit trusts  
 64303 Activities of venture and development capital companies  
 64304 Activities of open-ended investment companies  
 64305 Activities of property unit trusts  
 64306 Activities of real estate investment trusts  
 64910 Financial leasing  
 64921 Credit granting by non-deposit taking finance houses and other specialist consumer credit grantors  
 64922 Activities of mortgage finance companies  
 64929 Other credit granting n.e.c.  
 64991 Security dealing on own account  
 64992 Factoring  
 64999 Financial intermediation not elsewhere classified

---

## Section L Real estate activities

68100 Buying and selling of own real estate  
 68201 Renting and operating of Housing Association real estate  
 68202 Letting and operating of conference and exhibition centres  
 68209 Other letting and operating of own or leased real estate  
 68310 Real estate agencies  
 68320 Management of real estate on a fee or contract basis

---

## Section M Professional, scientific and technical activities

69101 Barristers at law  
 69102 Solicitors  
 69109 Activities of patent and copyright agents; other legal activities n.e.c.  
 69201 Accounting and auditing activities  
 69202 Bookkeeping activities  
 69203 Tax consultancy  
 70100 Activities of head offices  
 70210 Public relations and communications activities  
 70221 Financial management  
 70229 Management consultancy activities other than financial management  
 71111 Architectural activities

71112	Urban planning and landscape architectural activities	77310	Renting and leasing of agricultural machinery and equipment
71121	Engineering design activities for industrial process and production	77320	Renting and leasing of construction and civil engineering machinery and equipment
71122	Engineering related scientific and technical consulting activities	77330	Renting and leasing of office machinery and equipment (including computers)
71129	Other engineering activities	77341	Renting and leasing of passenger water transport equipment
71200	Technical testing and analysis	77342	Renting and leasing of freight water transport equipment
72110	Research and experimental development on biotechnology	77351	Renting and leasing of air passenger transport equipment
72190	Other research and experimental development on natural sciences and engineering	77352	Renting and leasing of freight air transport equipment
72200	Research and experimental development on social sciences and humanities	77390	Renting and leasing of other machinery, equipment and tangible goods n.e.c.
73110	Advertising agencies	77400	Leasing of intellectual property and similar products, except copyright works
73120	Media representation services	78101	Motion picture, television and other theatrical casting activities
73200	Market research and public opinion polling	78109	Other activities of employment placement agencies
74100	Specialised design activities	78200	Temporary employment agency activities
74201	Portrait photographic activities	78300	Human resources provision and management of human resources functions
74202	Other specialist photography	79110	Travel agency activities
74203	Film processing	79120	Tour operator activities
74209	Photographic activities not elsewhere classified	79901	Activities of tourist guides
74300	Translation and interpretation activities	79909	Other reservation service activities n.e.c.
74901	Environmental consulting activities	80100	Private security activities
74902	Quantity surveying activities	80200	Security systems service activities
74909	Other professional, scientific and technical activities n.e.c.	80300	Investigation activities
74990	Non-trading company	81100	Combined facilities support activities
75000	Veterinary activities	81210	General cleaning of buildings

## Section N Administrative and support service activities

77110	Renting and leasing of cars and light motor vehicles	81221	Window cleaning services
77120	Renting and leasing of trucks and other heavy vehicles	81222	Specialised cleaning services
77210	Renting and leasing of recreational and sports goods	81223	Furnace and chimney cleaning services
77220	Renting of video tapes and disks	81229	Other building and industrial cleaning activities
77291	Renting and leasing of media entertainment equipment	81291	Disinfecting and exterminating services
77299	Renting and leasing of other personal and household goods	81299	Other cleaning services
		81300	Landscape service activities
		82110	Combined office administrative service activities
		82190	Photocopying, document preparation and other specialised office support activities
		82200	Activities of call centres
		82301	Activities of exhibition and fair organisers



- 82302 Activities of conference organisers
- 82911 Activities of collection agencies
- 82912 Activities of credit bureaus
- 82920 Packaging activities
- 82990 Other business support service activities n.e.c.

---

## **Section O** Public administration and defence; compulsory social security

- 84110 General public administration activities
- 84120 Regulation of health care, education, cultural and other social services, not incl. social security
- 84130 Regulation of and contribution to more efficient operation of businesses
- 84210 Foreign affairs
- 84220 Defence activities
- 84230 Justice and judicial activities
- 84240 Public order and safety activities
- 84250 Fire service activities
- 84300 Compulsory social security activities

---

## **Section P** Education

- 85100 Pre-primary education
- 85200 Primary education
- 85310 General secondary education
- 85320 Technical and vocational secondary education
- 85410 Post-secondary non-tertiary education
- 85421 First-degree level higher education
- 85422 Post-graduate level higher education
- 85510 Sports and recreation education
- 85520 Cultural education
- 85530 Driving school activities
- 85590 Other education n.e.c.
- 85600 Educational support services

---

## **Section Q** Human health and social work activities

- 86101 Hospital activities
- 86102 Medical nursing home activities
- 86210 General medical practice activities

- 86220 Specialists medical practice activities
- 86230 Dental practice activities
- 86900 Other human health activities
- 87100 Residential nursing care facilities
- 87200 Residential care activities for learning difficulties, mental health and substance abuse
- 87300 Residential care activities for the elderly and disabled
- 87900 Other residential care activities n.e.c.
- 88100 Social work activities without accommodation for the elderly and disabled
- 88910 Child day-care activities
- 88990 Other social work activities without accommodation n.e.c.

---

## **Section R** Arts, entertainment and recreation

- 90010 Performing arts
- 90020 Support activities to performing arts
- 90030 Artistic creation
- 90040 Operation of arts facilities
- 91011 Library activities
- 91012 Archives activities
- 91020 Museums activities
- 91030 Operation of historical sites and buildings and similar visitor attractions
- 91040 Botanical and zoological gardens and nature reserves activities
- 92000 Gambling and betting activities
- 93110 Operation of sports facilities
- 93120 Activities of sport clubs
- 93130 Fitness facilities
- 93191 Activities of racehorse owners
- 93199 Other sports activities
- 93210 Activities of amusement parks and theme parks
- 93290 Other amusement and recreation activities n.e.c.

---

## **Section S** Other service activities

- 94110 Activities of business and employers membership organisations
- 94120 Activities of professional membership organisations

- 94200 Activities of trade unions
- 94910 Activities of religious organisations
- 94920 Activities of political organisations
- 94990 Activities of other membership organisations  
n.e.c.
- 95110 Repair of computers and peripheral  
equipment
- 95120 Repair of communication equipment
- 95210 Repair of consumer electronics
- 95220 Repair of household appliances and home  
and garden equipment
- 95230 Repair of footwear and leather goods
- 95240 Repair of furniture and home furnishings
- 95250 Repair of watches, clocks and jewellery
- 95290 Repair of personal and household goods  
n.e.c.
- 96010 Washing and (dry-)cleaning of textile and fur  
products
- 96020 Hairdressing and other beauty treatment
- 96030 Funeral and related activities
- 96040 Physical well-being activities
- 96090 Other service activities n.e.c.

---

## **Section T** Activities of households as employers; undifferentiated goods- and services-producing activities of households for own use

- 97000 Activities of households as employers of  
domestic personnel
- 98000 Residents property management
- 98100 Undifferentiated goods-producing activities of  
private households for own use
- 98200 Undifferentiated service-producing activities  
of private households for own use

---

## **Section U** Activities of extraterritorial organisations and bodies

- 99000 Activities of extraterritorial organisations and  
bodies
- 99999 Dormant Company





## how to contact us

contact centre: **0303 1234 500**

(For training and quality purposes your call may be monitored)

mini-com: 029 2038 1245

email: [enquiries@companieshouse.gov.uk](mailto:enquiries@companieshouse.gov.uk)

**Cardiff:** Companies House  
Crown Way, Cardiff CF14 3UZ.

**Edinburgh:** Companies House  
Fourth Floor, Edinburgh Quay 2,  
139 Fountainbridge, Edinburgh, EH3 9FF.

**London:** Companies House  
4 Abbey Orchard Street, Westminster,  
London, SW1P 2HT

**Belfast:** Companies House  
Second Floor, The Linenhall,  
32-38 Linenhall Street, Belfast, BT2 8BG.

For the most up to date version of this booklet please visit our website at:

**[www.gov.uk/companieshouse](http://www.gov.uk/companieshouse)**

**Disclaimer - Company information supplied by Companies House**

Companies House is a registry of company information. We carry out basic checks to make sure that documents have been fully completed and signed, but we do not have the statutory power or capability to verify the accuracy of the information that companies send to us. We accept all information that companies deliver to us in good faith and place it on the public record. The fact that information has been placed on the public record should not be taken to indicate that Companies House has verified or validated it in any way.

## APPENDIX C

# M1J15 TURNING COUNT SURVEY DATA

		OGV1 + OGV2 MOVEMENTS TO						
		A45	Saxon Ave	M1S	A508	M1 N	Total	Distribution
OGV1 + OGV2 MOVEMENTS FROM	A45	5	81	824	323	1398	2631	41%
	Saxon Ave	82	0	60	8	43	193	3%
	M1 S	970	52	0	30	2	1054	17%
	A508	216	4	60	0	327	607	10%
	M1 N	1465	81	1	345	0	1892	30%
	Total	2738	218	945	706	1770	6377	100%

HGV movements at M1J15 (daytime period 0630 to 1900 hours)

## Northampton - Manual Traffic Survey, Thursday 1st May 2014

**Junction: (1) A45 London Road / Saxon Avenue / M1 / A508 Northampton Road**

Approach: A45 London Road

To Saxon Avenue										To M1 (South)										To A508 Northampton Road										To M1 (North)										U-turn				
TIME	PICYCLE	MCYCLE	CAR	LGW	OGV1	OGV2	BUS	TOTAL	PICYCLE	MCYCLE	CAR	LGW	OGV1	OGV2	BUS	TOTAL	PICYCLE	MCYCLE	CAR	LGW	OGV1	OGV2	BUS	TOTAL	PICYCLE	MCYCLE	CAR	LGW	OGV1	OGV2	BUS	TOTAL	PICYCLE	MCYCLE	CAR	LGW	OGV1	OGV2	BUS	TOTAL				
0630-0645	0	0	18	2	1	0	0	13	0	3	122	33	12	19	0	189	0	0	62	18	1	3	0	84	0	0	22	49	14	21	1	207	0	0	0	0	0	0	0	0				
Hourly Total	0	0	18	2	1	0	0	13	0	3	122	33	12	19	0	189	0	0	62	18	1	3	0	84	0	0	22	49	14	21	1	207	0	0	0	0	0	0	0	0				
0645-0700	0	0	18	2	4	0	0	24	0	3	132	35	12	9	3	232	0	0	63	37	0	6	0	109	0	0	34	19	22	4	0	234	0	0	0	0	0	0	0	0				
Hourly Total	0	0	18	2	4	0	0	24	0	3	132	35	12	9	3	232	0	0	63	37	0	6	0	109	0	0	34	19	22	4	0	234	0	0	0	0	0	0	0	0				
0700-0715	0	0	14	2	0	0	0	10	0	2	120	41	8	9	2	182	0	0	2	95	35	9	0	0	145	0	1	119	33	14	26	0	193	0	0	1	0	0	0	0				
Hourly Total	0	0	14	2	0	0	0	10	0	2	120	41	8	9	2	182	0	0	2	95	35	9	0	0	145	0	1	119	33	14	26	0	193	0	0	1	0	0	0	0				
0715-0730	0	0	9	4	0	0	0	1	0	0	90	52	6	14	0	152	0	0	0	158	34	3	3	0	0	0	182	34	12	17	0	245	0	0	0	0	0	0	0	0				
Hourly Total	0	0	9	4	0	0	0	1	0	0	90	52	6	14	0	152	0	0	0	158	34	3	3	0	0	0	182	34	12	17	0	245	0	0	0	0	0	0	0	0				
0730-0745	0	0	0	0	0	0	0	0	0	1	90	54	10	9	0	201	0	0	0	143	34	4	4	0	0	0	178	19	15	0	0	238	0	0	0	0	0	0	0	0				
Hourly Total	0	0	0	0	0	0	0	0	0	1	90	54	10	9	0	201	0	0	0	143	34	4	4	0	0	0	178	19	15	0	0	238	0	0	0	0	0	0	0	0				
0745-0800	0	0	4	1	0	0	0	5	0	0	292	41	12	10	0	365	0	0	0	112	31	6	6	1	0	156	0	0	172	26	12	19	0	230	0	0	1	0	0	0	1			
Hourly Total	0	0	4	1	0	0	0	5	0	0	292	41	12	10	0	365	0	0	0	112	31	6	6	1	0	156	0	0	172	26	12	19	0	230	0	0	1	0	0	0	1			
0800-0815	0	0	13	2	2	0	0	18	0	2	213	24	6	5	2	260	0	0	0	213	24	6	5	2	0	160	0	0	163	22	10	0	0	251	0	0	2	0	0	0	0			
Hourly Total	0	0	13	2	2	0	0	18	0	2	213	24	6	5	2	260	0	0	0	213	24	6	5	2	0	160	0	0	163	22	10	0	0	251	0	0	2	0	0	0	0			
0815-0830	0	1	22	0	0	1	0	24	0	0	214	22	7	9	1	253	0	0	1	117	21	5	3	3	150	0	0	185	32	14	22	1	254	0	0	4	0	0	0	4				
0830-0845	0	0	23	2	0	0	1	26	0	4	136	15	2	7	1	165	0	0	0	118	21	6	2	0	0	0	142	34	11	17	0	204	0	0	1	0	0	0	0					
Hourly Total	0	1	51	0	0	0	1	54	0	4	145	10	5	12	2	177	0	0	0	134	39	6	2	0	0	0	157	26	10	23	0	217	0	0	5	1	0	0	0					
0845-0900	0	0	18	2	0	0	0	20	0	3	145	39	12	10	0	247	0	0	0	134	39	12	9	0	0	0	167	39	12	9	0	260	0	0	0	0	0	0	0					
Hourly Total	0	2	109	5	1	0	0	122	0	5	708	78	20	34	2	847	0	0	3	127	93	22	9	1	0	607	0	0	607	114	46	90	0	802	0	0	12	0	0	0				
0900-0915	0	0	34	0	0	0	2	36	0	0	119	29	9	13	0	170	0	0	0	111	16	6	4	2	0	136	0	1	139	29	15	27	0	208	0	0	6	0	0	0	6			
Hourly Total	0	0	28	1	1	1	0	31	0	0	122	30	6	21	3	182	0	0	0	96	22	2	4	1	0	125	0	0	123	32	10	23	3	191	0	0	0	0	0	0				
0915-0930	0	0	20	2	0	0	0	22	0	0	126	24	13	7	0	167	0	0	0	103	16	4	4	0	0	109	0	1	116	16	0	0	0	155	0	0	0	0	0	0				
Hourly Total	0	0	20	2	0	0	0	22	0	0	126	24	13	7	0	167	0	0	0	103	16	4	4	0	0	109	0	1	116	16	0	0	0	155	0	0	0	0	0	0				
0930-0945	0	0	20	2	0	0	0	22	0	0	126	24	13	7	0	167	0	0	0	103	16	4	4	0	0	109	0	1	116	16	0	0	0	155	0	0	0	0	0	0				
Hourly Total	0	0	20	2	0	0	0	22	0	0	126	24	13	7	0	167	0	0	0	103	16	4	4	0	0	109	0	1	116	16	0	0	0	155	0	0	0	0	0	0				
0945-1000	0	0	20	2	0	0	0	22	0	0	126	24	13	7	0	167	0	0	0	103	16	4	4	0	0	109	0	1	116	16	0	0	0	155	0	0	0	0	0	0				
Hourly Total	0	0	102	5	3	4	0	114	0	0	459	107	24	57	3	650	0	0	0	376	76	14	16	7	4	489	0	3	452	105	42	91	3	696	0	0	17	1	0	0	18			
1000-1015	0	0	14	1	1	2	0	18	0	0	98	29	11	9	0	137	0	0	0	81	14	3	1	0	0	99	0	0	78	19	8	29	0	134	0	0	2	0	0	2				
Hourly Total	0	1	1	1	1	2	0	11	0	0	1015	103	21	7	12	1	163	0	0	0	82	18	2	6	0	0	107	0	1	17	0	0	0	140	0	0	1	0	0	0				
1030-1045	0	0	11	1	4	1	0	16	0	0	112	17	3	11	0	143	0	0	0	65	9	2	5	0	0	81	0	0	94	14	8	18	0	134	0	0	1	0	0	0				
Hourly Total	0	0	17	3	1	1	0	22	0	0	93	18	12	16	0	137	0	0	0	84	15	7	6	0	0	112	0	0	109	15	5	18	0	147	0	0	0	0	0	0				
Hourly Total	0	1	59	9	4	3	0	77	0	0	411	85	33	48	1	580	0	0	0	312	56	14	18	18	0	0	372	67	25	81	0	555	0	0	15	0	0	0	15					
1100-1115	0	0	15	1	1	0	0	17	0	0	1	90	16	5	13	0	125	0	0	0	67	11	3	4	1	0	96	0	0	79	26	10	13	0	128	0	0	3	0	0	4			
Hourly Total	0	0	15	6	1	4	0	26	0	0	112	19	4	16	0	151	0	0	0	70	19	4	2	0	0	95	0	0	94	31	11	29	0	165	0	0	3	0	0	4				
1130-1145	0	0	15	0	4	0	2	21	0	0	93	24	2	15	0	134	0	0	0	63	11	3	3	0	0	80	0	0	103	39	10	16	0	168	0	0	8	0	0	8				
Hourly Total	0	0	15	0	1	0	0	18	0	0	145	120	18	15	0	127	0	0	0	15	18	15	0	0	0	85	0	0	14	21	24	3	121	0	0	1	0	0	0					
1115-1130	0	0	15	6	1	4	0	26	0	0	112	19	4	16	0	151	0	0	0	70	19	4	2	0	0	95	0	0	94	31	11	29	0	165	0	0	3	0	0	4				
Hourly Total	0	0	15	6	1	4	0	26	0	0	112	19	4	16	0	151	0	0	0	70	19	4	2	0	0	95	0	0	94	31	11	29	0	165	0	0	3	0	0	4				
1130-1145	0	0	15	0	4	0	2	21	0	0	93	24	2	15	0	134	0	0	0	63	11	3	3	0	0	80	0	0	103	39	10	16	0	168	0	0	8	0	0	8				
Hourly Total	0	0	15	0	1	0	0	18	0	0	145	120	18	15	0	127	0	0	0	15	18	15	0	0	0	85	0	0	14	21	24	3	121	0	0	1	0	0	0					
1145-1200	0	0	60	11	3	8	0	82	0	1	392	71	14	58	1	537	0	0	0	268	56	18	12	2	0	356	0	0	397	120	34	74	1	626	0	0	18	2	0	21				
Hourly Total	0	0	10	2	1	0	0	13	0	0	77	27	2	8	0	114	0	0	1	77	9	3	2	2	2	94	0	0	101	30	4	11	1	147	0	0	2	1	0	0				
1200-1215	0	0	18	2	0	0	0	20	0	0	130	26	8	8	0	164	0	0	0	76	17	2	2	0	0	99	0	0	100	23	0	0	0	189	0	0	0	0	0	0				
Hourly Total	0	0	13	4	2	2	0	21	0	0	120	20	4	8	0	152	0	0	0	61	10	7	3	0	0	81	0	0	100	20	11	15	0	146	0	0	11	1	1	0				



# Northampton - Manual Traffic Survey, Thursday 1st May 2014

Junction: (1) A45 London Road / Saxon Avenue / M1 / A508 Northampton Road

Approach: Saxon Avenue

TIME	To M1 (South)							To A508 Northampton Road							To M1 (North)							To A45 London Road											
	P/CYCLE	M/CYCLE	CAR	LGV	OGV1	OGV2	BUS	TOTAL	P/CYCLE	M/CYCLE	CAR	LGV	OGV1	OGV2	BUS	TOTAL	P/CYCLE	M/CYCLE	CAR	LGV	OGV1	OGV2	BUS	TOTAL	P/CYCLE	M/CYCLE	CAR	LGV	OGV1	OGV2	BUS	TOTAL	
0630 - 0645	0	0	9	1	2	0	0	12	0	0	7	1	0	0	0	8	0	0	12	2	2	0	0	0	16	0	0	19	1	1	1	0	21
0645 - 0700	0	0	13	3	0	0	0	16	0	0	4	0	0	0	0	4	0	0	11	0	1	1	0	0	13	0	0	15	0	2	0	0	17
Hourly Total	0	0	22	4	2	0	0	28	0	0	11	1	0	0	0	12	0	0	23	2	3	1	0	0	29	0	0	34	1	3	1	0	39
0700 - 0715	0	0	21	2	0	0	0	23	0	0	13	1	0	0	0	14	0	0	21	1	1	1	0	0	24	0	0	12	2	1	0	1	16
0715 - 0730	0	0	14	1	1	1	0	16	0	0	9	1	1	0	0	11	0	0	11	0	0	0	0	0	12	0	0	21	2	2	1	0	24
0730 - 0745	0	0	25	0	2	0	0	27	0	0	8	1	1	0	0	10	0	0	10	1	1	0	0	0	12	0	0	46	2	2	1	0	51
0745 - 0800	0	0	30	1	1	2	0	34	0	0	8	2	0	0	1	11	0	0	12	0	0	1	0	0	13	0	0	31	3	0	0	1	35
Hourly Total	0	0	90	4	4	2	0	100	0	0	38	5	2	2	1	46	0	0	54	2	2	3	0	0	61	0	0	110	9	4	1	2	126
0800 - 0815	0	0	29	3	1	1	0	34	0	0	11	1	0	0	0	12	0	0	12	0	0	0	0	0	11	0	0	42	4	0	1	0	47
0815 - 0830	0	0	17	1	0	0	0	18	0	1	6	0	0	0	1	8	0	0	6	0	0	1	0	0	7	0	0	37	1	0	1	0	39
0830 - 0845	0	0	12	0	0	0	0	12	0	0	8	0	0	0	0	8	0	0	8	1	0	1	0	0	10	0	0	51	2	0	1	0	55
0845 - 0900	0	0	4	0	0	0	0	4	0	0	4	0	0	0	0	5	0	0	4	1	0	2	0	0	7	0	0	46	0	0	0	0	46
Hourly Total	0	0	62	4	1	1	0	68	0	1	29	2	0	0	1	33	0	0	30	2	0	4	0	0	36	0	1	174	4	0	3	1	183
0900 - 0915	0	0	7	0	0	1	0	8	0	0	5	2	0	0	0	7	0	0	5	1	1	1	2	0	9	0	0	28	2	1	2	0	33
0915 - 0930	0	0	9	1	0	1	0	11	0	0	4	0	0	0	0	4	0	0	5	0	0	0	0	0	5	0	0	19	3	1	1	0	24
0930 - 0945	0	0	8	0	0	0	0	8	0	0	7	0	1	0	0	8	0	0	3	1	1	1	0	0	6	0	0	18	0	1	1	0	20
0945 - 1000	0	0	3	1	0	2	0	6	0	0	1	1	0	0	0	2	0	0	3	1	0	0	0	0	4	0	0	14	1	0	0	1	16
Hourly Total	0	0	27	2	0	4	0	33	0	0	17	3	1	0	0	21	0	0	16	3	2	3	0	0	24	0	0	79	6	3	4	1	93
1000 - 1015	0	0	2	0	0	0	1	3	0	0	3	0	0	0	0	3	0	0	7	0	0	0	0	0	7	0	0	11	1	1	0	0	13
1015 - 1030	0	0	4	1	0	0	0	5	0	0	6	0	0	0	0	4	0	0	1	0	0	1	0	0	2	0	0	21	3	1	1	0	26
1030 - 1045	0	0	10	2	3	1	0	16	0	0	4	1	0	0	0	5	0	0	5	2	0	0	0	0	7	0	0	13	2	0	0	0	15
1045 - 1100	0	0	11	1	0	2	1	14	0	0	3	1	0	0	0	4	0	0	6	1	0	0	0	0	7	0	0	15	1	0	1	0	17
Hourly Total	0	0	27	4	3	5	0	39	0	0	13	3	0	0	1	17	0	0	19	3	0	1	0	0	23	0	0	60	7	2	2	0	71
1100 - 1115	0	0	6	0	1	0	0	7	0	0	2	0	0	0	0	2	0	0	5	0	0	0	0	0	5	0	0	23	3	1	1	1	29
1115 - 1130	0	0	2	3	0	5	0	10	0	0	5	1	1	0	0	7	0	0	1	4	1	2	0	0	8	0	0	20	5	2	2	0	29
1130 - 1145	0	0	6	1	1	0	0	8	0	0	4	1	0	0	0	5	0	0	6	1	0	0	0	0	8	0	0	11	2	0	0	0	13
1145 - 1200	0	0	4	4	0	1	0	9	0	0	4	0	0	0	0	5	0	0	1	2	0	0	0	0	3	0	0	16	4	0	1	0	21
Hourly Total	0	0	18	4	2	7	0	31	0	0	13	3	1	0	0	17	0	0	13	7	1	3	0	0	24	0	0	70	14	3	4	1	92
1200 - 1215	0	0	3	1	0	1	0	5	0	0	4	1	0	0	1	6	0	0	7	1	0	1	0	0	9	0	0	29	3	1	2	0	35
1215 - 1230	0	0	7	0	1	1	0	9	0	0	2	1	1	0	0	5	0	0	3	0	0	2	0	0	7	0	0	16	2	0	2	0	20
1230 - 1245	0	0	4	2	0	1	0	7	0	0	3	0	0	0	0	3	0	0	4	0	0	0	0	0	4	0	0	20	2	1	1	0	24
1245 - 1300	0	0	4	1	1	1	0	7	0	0	3	0	0	0	0	3	0	0	4	1	0	1	0	0	6	0	0	17	1	1	2	0	21
Hourly Total	0	0	18	4	2	4	0	28	0	0	12	2	1	1	1	17	0	0	18	3	1	4	0	0	26	0	0	82	8	5	5	0	100
1300 - 1315	0	0	3	0	0	1	0	4	0	0	3	0	0	0	0	6	0	0	5	0	0	0	0	0	5	0	0	25	2	1	1	0	29
1315 - 1330	0	0	3	0	0	1	0	4	0	0	3	0	0	0	0	3	0	0	3	0	0	0	0	0	3	0	0	27	1	0	1	0	29
1330 - 1345	0	0	4	0	0	1	0	5	0	0	4	0	0	0	0	4	0	0	6	1	1	0	0	0	8	0	0	17	5	1	0	0	23
1345 - 1400	0	0	4	1	0	2	0	7	0	0	3	0	0	0	0	4	0	0	3	1	0	0	0	0	4	0	0	11	1	0	0	0	12
Hourly Total	0	0	14	1	0	5	0	20	0	0	15	2	0	0	0	17	0	0	17	2	1	0	0	0	20	0	0	80	9	2	2	0	93
1400 - 1415	0	0	3	2	0	0	0	5	0	0	4	1	0	0	0	5	0	0	5	1	0	1	0	0	7	0	0	31	5	1	0	1	38
1415 - 1430	0	0	2	0	0	1	0	3	0	0	3	0	0	0	0	3	0	0	3	0	1	0	0	0	5	0	0	21	1	1	0	0	23
1430 - 1445	0	0	2	2	0	1	0	5	0	0	2	5	0	0	0	2	0	0	4	0	0	0	0	0	6	0	0	22	4	3	2	1	28
1445 - 1500	0	0	7	0	1	1	0	9	0	0	6	0	0	1	1	8	0	0	7	1	0	0	0	0	8	0	0	19	1	1	2	0	23
Hourly Total	0	0	14	4	1	3	0	22	0	0	17	1	0	1	1	20	0	0	19	3	1	3	0	0	26	0	0	99	10	5	3	1	112
1500 - 1515	0	0	2	1	1	0	0	5	0	0	5	0	0	0	0	5	0	0	6	1	0	0	0	0	7	0	0	27	2	0	0	0	31
1515 - 1530	0	0	6	0	0	1	0	7	0	0	7	0	0	0	0	8	0	0	7	2	0	0	0	0	9	0	0	29	4	1	1	0	35
1530 - 1545	0	0	2	2	0	1	0	5	0	0	5	1	1	0	0	7	0	0	8	1	1	0	0	0	10	0	0	18	2	0	0	0	20
1545 - 1600	0	0	6	1	0	1	0	8	0	0	4	1	0	0	0	5	0	0	4	1	0	0	0	0	5	0	0	26	1	1	1	1	30
Hourly Total	0	0	15	5	5	1	0	25	0	0	17	3	1	0	0	21	0	0	22	5	1	1	0	0	29	0	0	100	9	4	2	1	116
1600 - 1615	0	0	8	1	0	1	0	10	0	0	10	1	0	0	0	11	0	0	12	3	1	1	0	0	17	0	0	35	5	1	1	2	44
1615 - 1630	0	0	2	0	0	1	0	3	0	0	5	0	0	0	0	5	0	0	6	2	0	0	0	0	8	0	0	29	5	2	1	1	38
1630 - 1645	0	0	9	2	0	2	0	13																									



# Northampton - Manual Traffic Survey, Thursday 1st May 2014

Junction: (1) A45 London Road / Saxon Avenue / M1 / A508 Northampton Road

Approach: M1 (South)

TIME	To A508 Northampton Road							To M1 (North)							To A45 London Road							To Saxon Avenue										
	P/CYCLE	M/CYCLE	CAR	LGV	OGV1	OGV2	BUS	TOTAL	P/CYCLE	M/CYCLE	CAR	LGV	OGV1	OGV2	BUS	TOTAL	P/CYCLE	M/CYCLE	CAR	LGV	OGV1	OGV2	BUS	TOTAL	P/CYCLE	M/CYCLE	CAR	LGV	OGV1	OGV2	BUS	TOTAL
0630 - 0745	0	0	1	2	2	0	0	4	0	0	0	0	0	0	0	0	0	0	56	13	2	6	0	77	0	0	2	1	0	0	0	3
0645 - 0700	0	0	3	3	1	0	0	7	0	0	0	0	0	0	0	0	0	0	70	20	7	16	0	113	0	0	3	2	0	2	0	7
Hourly Total	0	0	4	5	1	1	0	11	0	0	0	0	0	0	0	0	0	0	126	33	9	22	0	190	0	0	5	3	0	2	0	10
0700 - 0715	0	0	2	3	0	1	0	6	0	0	0	0	0	0	0	0	0	0	99	25	5	11	0	140	0	0	2	0	0	2	0	4
0715 - 0730	0	0	2	2	0	0	0	4	0	0	0	0	0	0	0	0	0	1	110	24	17	0	0	152	0	0	4	0	0	1	0	5
0730 - 0745	0	0	4	2	1	2	0	9	0	0	0	0	0	0	0	0	0	0	178	21	5	17	1	222	0	0	4	0	0	1	0	5
0745 - 0800	0	0	4	1	1	0	0	6	0	0	1	0	0	0	0	1	0	1	184	32	10	13	0	240	0	0	11	2	0	1	0	14
Hourly Total	0	0	12	6	2	3	0	23	0	0	1	0	0	0	0	1	0	2	571	102	30	58	1	764	0	0	21	2	0	5	0	28
0800 - 0815	0	0	2	1	0	0	0	3	0	0	0	0	0	0	0	0	0	2	193	29	4	9	0	237	0	0	12	0	0	1	0	13
0815 - 0830	0	0	8	0	2	1	0	11	0	0	0	0	0	0	0	0	0	0	179	20	5	5	0	209	0	0	7	2	0	0	0	9
0830 - 0845	0	0	4	1	0	0	0	5	0	0	0	0	0	0	0	0	0	0	174	28	2	5	0	209	0	0	13	1	0	0	0	14
0845 - 0900	0	0	6	2	0	0	0	8	0	0	0	0	0	0	0	0	0	0	163	18	3	10	2	196	0	0	13	2	2	1	0	16
Hourly Total	0	0	20	4	2	1	0	27	0	0	0	0	0	0	0	0	0	2	709	95	14	29	2	851	0	0	45	5	1	1	0	52
0900 - 0915	0	0	3	1	0	0	0	4	0	0	0	0	0	0	0	0	0	0	108	19	9	11	1	148	0	0	7	0	0	0	0	7
0915 - 0930	0	0	1	0	0	0	0	1	0	0	0	0	0	0	0	0	0	0	138	17	8	18	0	181	0	0	9	1	0	0	0	10
0930 - 0945	0	0	3	1	0	0	0	4	0	0	0	0	0	0	0	0	0	0	105	22	11	13	0	151	0	0	4	4	2	0	0	6
0945 - 1000	0	0	2	2	0	0	0	4	0	0	0	0	0	0	0	0	0	0	105	16	2	8	1	132	0	0	5	2	0	2	0	9
Hourly Total	0	0	9	4	0	0	0	13	0	0	1	0	0	0	0	1	0	0	456	74	30	50	2	612	0	0	25	5	0	2	0	32
1000 - 1015	0	0	7	1	1	0	0	9	0	0	0	0	0	0	0	0	0	0	81	21	4	10	0	116	0	0	6	1	0	0	0	7
1015 - 1030	0	0	3	0	0	2	0	5	0	0	0	0	0	0	0	0	0	0	72	18	8	9	0	107	0	0	3	1	0	1	0	6
1030 - 1045	0	0	3	2	0	0	0	5	0	0	0	0	0	0	0	0	0	0	81	13	1	18	0	113	0	0	4	0	0	0	0	4
1045 - 1100	0	0	5	0	0	0	0	5	0	0	0	0	0	0	0	0	0	0	80	24	3	22	2	131	0	0	6	0	0	0	0	7
Hourly Total	0	0	18	3	1	0	0	24	0	0	1	0	0	0	0	1	0	0	314	76	16	59	2	467	0	0	19	2	0	0	2	24
1100 - 1115	0	0	3	0	0	0	0	3	0	0	0	0	0	0	0	0	0	0	43	19	5	9	0	76	0	0	1	1	2	2	0	6
1115 - 1130	0	0	1	2	0	2	1	6	0	0	0	0	0	0	0	0	0	0	68	31	7	12	0	118	0	0	3	3	1	0	0	7
1130 - 1145	0	0	4	1	0	0	0	5	0	0	0	0	0	0	0	0	0	0	82	35	6	13	2	128	0	0	6	2	0	0	0	9
1145 - 1200	0	0	5	0	0	1	0	6	0	0	0	0	0	0	0	0	0	0	79	33	9	12	0	133	0	0	6	0	0	1	0	7
Hourly Total	0	0	13	3	0	3	1	20	0	0	0	1	0	0	0	1	0	0	272	108	27	46	2	455	0	0	16	6	3	4	0	29
1200 - 1215	0	0	3	0	0	1	0	4	0	0	0	0	0	0	0	0	0	0	74	23	9	16	0	122	0	0	4	0	0	1	0	5
1215 - 1230	0	0	5	2	0	0	0	7	0	0	0	0	0	0	0	0	0	0	77	32	4	20	0	133	0	0	5	1	0	0	0	6
1230 - 1245	0	0	5	0	0	1	0	6	0	0	0	0	0	0	0	0	0	0	108	21	9	15	0	153	0	0	4	0	0	0	0	4
1245 - 1300	0	0	4	1	0	0	0	5	0	0	1	0	0	0	0	1	0	0	85	21	9	15	0	130	0	0	3	1	0	0	0	4
Hourly Total	0	0	17	3	0	2	0	22	0	0	1	1	0	0	0	2	0	0	344	97	31	66	0	538	0	0	16	2	0	1	0	19
1300 - 1315	0	0	3	1	0	0	0	4	0	0	0	0	0	0	0	0	0	0	103	32	11	18	0	164	0	0	5	1	0	0	0	7
1315 - 1330	0	0	3	0	0	0	0	3	0	0	0	0	0	0	0	0	0	0	102	26	9	14	0	151	0	0	3	0	0	1	0	4
1330 - 1345	0	0	3	1	1	0	0	5	0	0	0	0	0	0	0	0	0	0	85	24	6	12	0	127	0	0	7	2	0	0	0	9
1345 - 1400	0	0	4	0	0	0	0	4	0	0	0	0	0	0	0	0	0	0	100	33	10	12	0	153	0	0	5	1	0	0	0	9
Hourly Total	0	0	13	2	1	1	0	17	0	0	2	0	1	0	0	3	0	0	390	115	35	54	0	594	0	0	20	5	1	3	0	29
1400 - 1415	0	0	2	2	0	2	0	6	0	0	0	0	0	0	0	0	0	0	134	38	9	22	0	203	0	0	10	1	0	1	0	12
1415 - 1430	0	0	4	0	1	0	0	5	0	0	0	0	0	0	0	0	0	0	101	26	6	15	0	146	0	0	11	0	1	0	0	12
1430 - 1445	0	0	3	3	0	0	0	6	0	0	0	0	0	0	0	0	0	0	122	30	4	17	1	174	0	0	6	1	2	0	0	9
1445 - 1500	0	0	5	1	0	0	0	6	0	0	0	1	0	0	0	0	0	0	124	30	10	19	0	183	0	0	6	0	1	3	0	10
Hourly Total	0	0	14	3	1	4	0	22	0	0	0	1	0	0	0	1	0	0	481	124	29	73	1	708	0	0	33	2	4	4	0	43
1500 - 1515	0	0	7	1	0	0	0	8	0	0	0	0	0	0	0	0	0	0	133	37	12	19	2	203	0	0	12	1	1	2	0	16
1515 - 1530	0	0	7	1	0	0	0	8	0	0	0	0	0	0	0	0	0	0	156	41	12	14	0	223	0	0	6	2	2	1	0	11
1530 - 1545	0	0	3	3	1	1	0	5	0	0	0	0	0	0	0	0	0	0	139	40	4	9	0	192	0	0	13	2	0	1	0	16
1545 - 1600	0	0	4	2	0	0	0	6	0	0	0	0	0	0	0	0	0	0	120	45	7	18	0	191	0	0	6	3	1	1	0	11
Hourly Total	0	0	21	5	1	1	0	28	0	0	0	0	0	0	0	0	0	0	548	164	35	60	2	809	0	0	37	6	8	5	3	54
1600 - 1615	0	0	11	2	0	0	0	13	0	0	0	0	0	0	0	0	0	0	147	46	6	18	0	217	0	0	12	2	0	0	0	14
1615 - 1630	0	0	4	0	0	0	0	4	0	0	0	0	0	0	0	0	0	0	164	48	6	13	0	231	0	0	11	3	0	2	0	16
1630 - 1645	0	0	5	0	0	0	0	5	0	0	0	0	0	0	0	0	0	0	184	45	4	5	2	241	0	0	17	2	0	1	0	20
1645 - 1700																																



# Northampton - Manual Traffic Survey, Thursday 1st May 2014

Junction: (1) A45 London Road / Saxon Avenue / M1 / A508 Northampton Road

Approach: A508 Northampton Road

TIME	To M1 (North)							To A45 London Road							To Saxon Avenue							To M1 (South)										
	P/CYCLE	M/CYCLE	CAR	LGV	OGV1	OGV2	BUS	TOTAL	P/CYCLE	M/CYCLE	CAR	LGV	OGV1	OGV2	BUS	TOTAL	P/CYCLE	M/CYCLE	CAR	LGV	OGV1	OGV2	BUS	TOTAL	P/CYCLE	M/CYCLE	CAR	LGV	OGV1	OGV2	BUS	TOTAL
0630 - 0645	0	0	22	8	1	2	0	33	0	0	31	1	0	0	0	32	0	0	1	0	0	0	0	1	0	0	22	10	0	0	0	32
0645 - 0700	0	1	35	5	0	3	1	45	0	0	34	8	1	1	0	44	0	0	1	1	0	0	0	2	0	0	24	3	2	0	0	29
Hourly Total	0	1	57	13	1	5	1	78	0	0	65	9	1	1	0	76	0	0	2	1	0	0	0	3	0	0	46	13	2	0	0	61
0700 - 0715	0	0	32	7	1	2	0	42	0	0	27	8	3	2	0	40	0	0	2	0	0	0	0	2	0	0	49	8	1	1	0	60
0715 - 0730	0	0	45	9	2	2	0	58	0	0	85	16	1	1	0	103	0	0	3	0	0	0	0	3	0	0	35	3	1	0	0	39
0730 - 0745	0	0	27	9	3	5	1	45	0	0	117	13	1	0	1	132	0	0	3	0	0	0	0	3	0	0	26	3	0	0	0	29
0745 - 0800	0	0	42	8	1	3	0	54	0	0	144	11	1	1	2	159	0	0	7	1	0	0	0	8	0	0	37	7	2	0	0	46
Hourly Total	0	0	146	33	7	12	1	199	0	0	343	48	6	4	3	404	0	0	15	1	0	0	0	16	0	0	147	21	4	1	1	174
0800 - 0815	0	0	37	10	2	8	0	57	0	0	109	7	2	3	0	121	0	0	7	0	0	0	0	7	0	0	21	7	1	0	0	29
0815 - 0830	0	0	45	9	1	5	1	61	0	0	118	8	1	3	0	130	0	0	5	0	0	0	0	5	0	0	20	3	0	1	0	24
0830 - 0845	0	0	29	9	1	9	0	48	0	0	110	12	2	1	3	128	0	0	8	1	0	0	0	9	0	0	16	2	0	0	0	18
0845 - 0900	0	0	37	6	0	5	1	51	0	0	126	8	3	2	0	139	0	0	7	0	1	0	0	8	0	0	8	2	1	1	0	12
Hourly Total	0	0	148	36	4	27	2	217	0	0	463	35	8	9	3	518	0	0	27	1	1	0	0	29	0	0	65	14	2	2	0	83
0900 - 0915	0	0	29	3	1	6	0	39	0	0	111	10	3	1	2	127	0	0	8	0	0	0	0	8	0	0	13	3	1	0	2	19
0915 - 0930	0	0	22	15	1	3	0	41	0	0	87	14	2	3	2	108	0	0	6	1	0	0	0	7	0	0	21	2	1	1	0	25
0930 - 0945	0	0	24	10	4	8	0	46	0	0	80	11	2	2	0	95	0	0	4	1	0	0	0	5	0	0	6	7	2	0	0	15
0945 - 1000	0	0	19	3	4	4	0	30	0	0	69	14	0	1	1	88	0	0	4	1	0	0	0	5	0	0	8	2	1	0	0	11
Hourly Total	0	0	34	31	10	21	0	156	0	0	347	49	10	7	5	418	0	0	22	3	0	0	0	25	0	0	48	14	5	1	2	70
1000 - 1015	0	0	17	10	1	4	0	32	0	0	69	8	2	3	0	82	0	0	5	0	0	0	1	6	0	0	8	5	1	1	0	15
1015 - 1030	0	0	22	13	2	4	0	41	0	0	57	11	1	5	0	74	0	0	3	1	0	0	0	4	0	0	3	2	1	0	0	8
1030 - 1045	0	0	20	4	3	3	0	30	0	0	66	16	1	2	0	85	0	0	4	0	0	0	0	4	0	0	12	3	0	0	0	15
1045 - 1100	0	0	19	7	3	6	0	35	0	0	56	7	1	4	0	69	0	0	4	0	0	0	0	4	0	0	13	4	0	1	0	18
Hourly Total	0	0	78	34	9	17	0	138	0	0	248	42	5	14	0	309	0	0	16	1	0	0	1	18	0	0	36	14	2	4	0	56
1100 - 1115	0	0	20	10	2	5	0	37	0	0	66	17	3	2	1	89	0	0	2	1	1	0	1	5	0	0	8	4	1	0	0	13
1115 - 1130	0	0	16	7	3	3	0	29	0	0	53	10	5	1	0	69	0	0	2	1	0	0	0	3	6	0	9	3	1	0	0	13
1130 - 1145	0	0	14	5	3	7	0	29	0	0	50	9	5	4	0	68	0	0	4	1	0	0	0	5	0	0	9	1	0	2	0	12
1145 - 1200	0	0	29	6	4	4	0	43	0	0	72	9	2	2	0	85	0	0	6	0	0	0	0	6	0	0	5	2	1	0	0	8
Hourly Total	0	0	79	28	12	19	0	138	0	0	241	45	15	9	1	311	0	0	14	3	1	0	4	22	0	0	31	10	3	2	0	46
1200 - 1215	0	0	15	7	5	3	0	30	0	0	65	12	4	4	0	85	0	0	3	0	0	0	0	3	0	0	9	2	2	2	0	15
1215 - 1230	0	0	20	7	1	6	0	34	0	0	46	6	3	4	0	59	0	0	4	0	0	0	0	4	0	0	5	6	1	1	0	13
1230 - 1245	0	0	22	10	2	2	0	36	0	0	65	17	4	2	0	88	0	0	4	0	0	0	0	4	0	0	8	2	0	0	0	10
1245 - 1300	0	0	21	4	3	7	0	35	0	0	68	13	7	3	0	91	0	0	4	0	0	0	0	4	0	0	5	1	0	1	0	7
Hourly Total	0	0	78	28	11	18	0	135	0	0	244	48	18	13	0	323	0	0	15	0	0	0	1	16	0	0	27	11	3	4	0	45
1300 - 1315	0	0	26	7	4	2	0	39	0	0	62	14	2	2	1	79	0	0	5	1	0	0	0	2	0	0	9	4	0	1	0	14
1315 - 1330	0	0	24	10	0	7	0	41	0	0	53	9	3	3	0	68	0	0	2	0	0	0	0	2	0	0	4	4	0	0	0	8
1330 - 1345	0	0	16	6	0	6	0	28	0	0	51	8	3	2	0	64	0	0	4	0	0	0	0	4	0	0	7	4	0	2	0	13
1345 - 1400	0	0	29	5	1	9	1	45	0	0	81	13	4	1	2	101	0	0	5	1	0	0	0	6	0	0	6	4	1	2	0	13
Hourly Total	0	0	95	28	5	24	1	153	0	0	247	44	12	7	2	312	0	0	16	2	0	0	2	20	0	0	26	16	1	5	0	48
1400 - 1415	0	0	30	9	3	7	0	49	0	0	61	11	2	2	2	79	0	0	5	0	0	0	0	5	0	0	10	2	2	0	0	14
1415 - 1430	0	0	23	11	5	8	1	48	0	0	56	24	1	5	0	86	0	0	6	0	0	0	0	6	0	0	10	3	0	1	0	14
1430 - 1445	0	0	20	12	3	8	0	43	0	0	108	13	5	7	0	133	0	0	4	1	0	0	0	5	0	0	12	5	0	2	0	19
1445 - 1500	0	0	27	7	2	4	1	41	0	0	63	14	4	2	0	83	0	0	3	0	1	0	0	4	0	0	12	3	1	1	0	17
Hourly Total	0	0	100	39	13	27	2	181	0	1	288	62	12	16	2	381	0	0	18	1	1	0	0	20	0	0	44	13	3	4	0	64
1500 - 1515	0	0	23	7	1	8	1	40	0	1	61	17	1	2	0	82	0	0	5	1	0	0	0	6	0	0	15	5	0	0	0	20
1515 - 1530	0	0	29	16	3	5	0	53	0	2	85	11	2	2	2	104	0	0	5	0	1	0	0	6	0	0	6	4	1	2	0	13
1530 - 1545	0	0	39	10	4	6	0	59	0	0	101	21	6	5	5	134	0	0	11	1	0	0	0	1	13	0	18	4	2	1	1	26
1545 - 1600	0	0	26	8	2	6	0	42	0	0	90	12	1	2	1	106	0	0	5	0	0	0	0	5	0	0	7	8	0	0	0	15
Hourly Total	0	0	117	41	10	25	1	194	0	3	337	61	10	11	8	430	0	0	26	2	1	0	1	30	0	0	46	21	3	3	1	74
1600 - 1615	0	0	34	16	4	5	1	60	0	0	68	18	3	0	4	93	0	0	6	0	0	0	1	7	0	0	20	3	0	0	0	23
1615 - 1630	0	0	38	12	2	2	0	54	0	0	96	24	0	3	3	126	0	0	8	2	0	0	0	10	0	0	11	2	0	0	0	13
1630 - 1645	0	0	64	5	1	4	1	75	0	0	108	22	1	1	0	132	0	0	9	1	0</											





# Northampton - Manual Traffic Survey, Thursday 1st May 2014

Junction: (1) A45 London Road / Saxon Avenue / M1 / A508 Northampton Road

Approach: M1 (North)

TIME	To A45 London Road							To Saxon Avenue							To M1 (South)							To A508 Northampton Road											
	P/CYCLE	M/CYCLE	CAR	LGV	OGV1	OGV2	BUS	TOTAL	P/CYCLE	M/CYCLE	CAR	LGV	OGV1	OGV2	BUS	TOTAL	P/CYCLE	M/CYCLE	CAR	LGV	OGV1	OGV2	BUS	TOTAL	P/CYCLE	M/CYCLE	CAR	LGV	OGV1	OGV2	BUS	TOTAL	
0630 - 0645	0	0	1	64	24	8	18	0	115	0	0	1	0	0	3	0	4	0	0	0	0	0	0	0	0	0	0	24	4	2	4	0	34
Hourly Total	0	1	135	45	16	36	0	233	0	0	4	1	0	4	0	9	0	0	0	0	0	0	0	0	0	0	1	53	18	3	14	0	89
0700 - 0715	0	1	104	25	5	22	0	157	0	0	2	1	0	3	0	6	0	0	0	0	0	0	0	0	0	0	0	34	14	3	6	0	57
0715 - 0730	0	0	154	53	12	23	0	242	0	0	3	2	1	1	0	7	0	0	0	0	0	0	0	0	0	0	0	57	12	4	7	0	80
0730 - 0745	0	0	214	36	8	17	0	275	0	0	7	0	0	2	0	9	0	0	0	0	0	0	0	0	0	0	0	60	15	2	3	0	81
0745 - 0800	0	0	259	24	6	25	1	315	0	0	13	2	0	1	0	16	0	0	1	0	0	0	0	0	0	0	1	51	18	0	2	0	71
Hourly Total	0	1	731	138	31	87	1	989	0	0	25	5	1	7	0	38	0	0	1	0	0	0	0	0	0	0	1	202	59	9	18	0	289
0800 - 0815	1	0	234	34	7	18	0	294	0	0	11	7	0	0	2	13	0	0	0	0	0	0	0	0	0	0	0	48	15	2	3	0	68
0815 - 0830	0	1	257	32	4	17	0	311	0	0	24	2	0	1	0	27	0	0	0	0	0	0	0	0	0	0	0	65	12	2	1	0	80
0830 - 0845	0	0	197	31	6	18	1	253	0	0	29	1	0	1	0	31	0	0	0	0	0	0	0	0	0	0	0	51	9	5	4	1	70
0845 - 0900	0	1	185	31	6	14	1	238	0	0	47	2	1	0	0	50	0	0	0	0	0	0	0	0	0	0	0	51	15	4	6	0	76
Hourly Total	1	2	873	128	23	67	2	1096	0	0	111	5	1	4	0	121	0	0	1	0	0	0	1	0	0	0	0	215	51	13	14	1	294
0900 - 0915	0	0	171	29	9	21	0	230	0	0	36	0	0	0	0	36	0	0	0	0	0	0	0	0	0	0	0	45	9	4	6	0	64
0915 - 0930	0	0	158	26	6	22	0	212	0	0	12	1	0	0	0	13	0	0	0	0	0	0	0	0	0	0	0	30	12	3	11	0	56
0930 - 0945	0	0	188	18	9	18	0	233	0	0	15	3	0	1	0	19	0	0	0	0	0	0	0	0	0	0	0	29	9	4	4	0	46
0945 - 1000	0	0	123	27	7	20	1	178	0	0	8	2	1	0	0	8	0	0	0	0	0	0	0	0	0	0	0	26	9	2	1	0	38
Hourly Total	0	0	640	100	31	81	1	853	0	0	68	6	1	1	0	76	0	0	0	0	0	0	0	0	0	0	0	130	39	13	22	0	204
1000 - 1015	0	0	83	22	7	10	0	122	0	0	12	1	0	2	0	15	0	0	0	0	0	0	0	0	0	0	0	26	4	4	6	0	40
1015 - 1030	0	0	101	22	12	26	1	161	0	0	8	2	0	1	0	11	0	0	0	0	0	0	0	0	0	0	0	16	13	5	5	0	39
1030 - 1045	0	0	88	27	12	24	0	151	0	0	5	2	2	0	0	9	0	0	0	0	0	0	0	0	0	0	0	20	7	2	5	0	34
1045 - 1100	0	0	70	15	9	30	0	124	0	0	6	0	0	1	0	7	0	0	0	0	0	0	0	0	0	0	0	11	10	1	10	0	32
Hourly Total	0	0	342	86	40	90	0	558	0	0	31	5	2	4	0	42	0	0	0	0	0	0	0	0	0	0	0	73	34	12	26	0	145
1100 - 1115	0	0	89	29	13	30	0	161	0	0	6	2	1	0	0	9	0	0	1	0	0	0	0	0	0	0	0	17	5	0	2	0	24
1115 - 1130	0	0	74	31	14	24	0	143	0	0	4	3	1	2	0	10	0	0	0	0	0	0	0	0	0	0	0	24	6	2	3	0	35
1130 - 1145	0	0	78	23	10	33	0	144	0	0	7	3	2	0	0	12	0	0	0	0	0	0	0	0	0	0	0	30	9	4	5	0	48
1145 - 1200	0	0	65	25	12	27	0	129	0	0	7	0	0	0	0	7	0	0	0	0	0	0	0	0	0	0	0	16	7	5	3	0	31
Hourly Total	0	0	308	108	49	114	0	577	0	0	24	8	4	2	0	38	0	0	1	0	0	0	0	1	0	0	0	87	25	9	17	0	138
1200 - 1215	0	1	76	29	6	19	0	131	0	0	7	1	0	0	0	8	0	0	0	0	0	0	0	0	0	0	0	20	5	0	6	0	31
1215 - 1230	0	0	76	24	6	12	0	118	0	0	9	0	0	0	0	10	0	0	0	0	0	0	0	0	0	0	0	12	5	6	9	0	32
1230 - 1245	0	0	74	29	14	19	0	136	0	0	8	1	0	0	0	9	0	0	0	0	0	0	0	0	0	0	0	17	7	3	5	0	32
1245 - 1300	0	0	66	16	5	25	0	112	0	0	7	1	0	0	0	8	0	0	0	1	0	0	0	0	0	0	0	19	3	3	9	0	34
Hourly Total	0	1	292	98	31	75	0	497	0	0	31	3	0	1	0	35	0	0	0	1	0	0	0	0	0	0	0	68	20	12	29	0	129
1300 - 1315	0	0	73	28	11	25	1	138	0	0	11	2	0	2	0	15	0	0	0	0	0	0	0	0	0	0	0	22	2	3	10	0	37
1315 - 1330	0	1	88	23	4	25	0	141	0	0	10	0	0	1	0	11	0	0	0	0	0	0	0	0	0	0	0	17	6	3	5	0	31
1330 - 1345	0	0	87	25	10	23	0	145	0	0	5	1	0	0	0	6	0	0	0	0	0	0	0	0	0	0	0	17	3	0	4	0	24
1345 - 1400	0	0	89	31	13	18	0	151	0	0	16	1	1	2	0	20	0	0	0	0	0	0	0	0	0	0	0	21	6	4	2	0	33
Hourly Total	0	1	337	107	38	91	1	575	0	0	42	4	1	5	0	52	0	0	0	0	0	0	0	0	0	0	0	77	17	10	21	0	125
1400 - 1415	0	0	87	31	7	18	0	143	0	0	11	3	0	1	0	15	0	0	0	1	0	0	0	0	0	0	0	18	6	1	7	0	32
1415 - 1430	0	0	91	24	8	19	0	142	0	0	9	0	1	1	0	11	0	0	0	0	0	0	0	0	0	0	0	15	4	2	9	0	31
1430 - 1445	0	0	118	23	13	27	0	181	0	0	9	1	1	0	0	11	0	0	0	0	0	0	0	0	0	0	0	23	3	1	2	0	29
1445 - 1500	0	0	87	24	9	21	0	141	0	0	6	0	1	3	0	10	0	0	0	0	0	0	0	0	0	0	0	36	9	1	9	0	55
Hourly Total	0	0	383	102	37	85	0	607	0	0	35	4	3	5	0	47	0	0	1	0	0	0	0	1	0	0	0	50	22	5	27	0	147
1500 - 1515	0	0	111	35	18	31	1	196	0	0	9	1	0	0	0	10	0	0	0	0	0	0	0	0	0	0	0	28	7	2	3	0	38
1515 - 1530	0	0	95	29	10	18	0	152	0	0	12	0	2	3	0	17	0	0	0	0	0	0	0	0	0	0	0	24	4	5	1	0	34
1530 - 1545	0	0	125	29	13	24	0	191	0	0	13	1	0	3	1	18	0	0	0	0	0	0	0	0	0	0	0	22	4	2	2	1	31
1545 - 1600	0	1	121	27	12	21	0	182	0	0	21	0	1	0	0	22	0	0	0	0	0	0	0	0	0	0	0	25	10	6	1	0	42
Hourly Total	0	1	452	120	53	94	1	721	0	0	55	2	3	6	1	67	0	0	0	0	0	0	0	0	0	0	0	97	25	15	7	1	145
1600 - 1615	0	0	119	37	7	20	0	183	0	0	10	0	0	0	0	10	0	0	0	0	0	0	0	0	0	0	0	31	6	4	4	0	45
1615 - 1630	0	0	159	33	8	24	1	225	0	0	20	4	0	4	0	28	0	0	0	0	0	0	0	0	0	0	0	36	8	2	2		

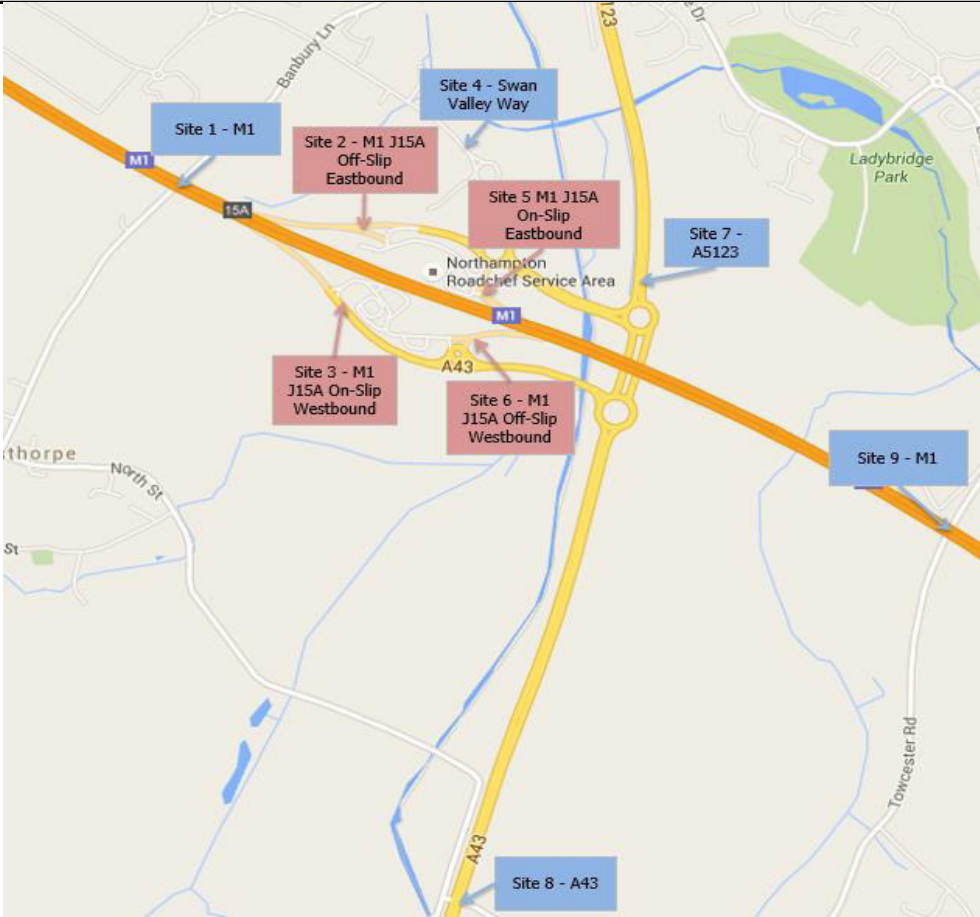
## APPENDIX D

### M1J15a ANPC SURVEY DATA

# **Intelligent Data Collection Limited M1 J15 and 15A**

<b>Client:</b>	AECOM
<b>Project Number:</b>	ID02564
<b>Date of Survey:</b>	10.03.2016
<b>Survey Type:</b>	ANPR Origin Destination Report

Client: AECOM  
Project Number: ID02564  
Date of Survey: 10.03.2016  
Survey Type: ANPR Origin Destination Report

AM Peak Conditions	IP Conditions	PM Peak Conditions
Cloudy		
Junction Layout		
		
Additional Notes (Factors which may impact on survey results such as accidents, roadworks, special events)		

MOVEMENTS TO SITE 4 AM PEAK														
OGV1 Journeys - All Durations		ANPR Captures				Site 1	Site 2	Site 3	Site 4	Site 5	Site 6	Site 7	Site 8	Site 9
Time From	Time To	Inbound (NB/EB)	Outbound (SB/WB)	Total	ANPR Matched Plates									
06:00	06:14	9	4	13	4	2	0	0	0	0	0	0	2	0
06:15	06:29	12	4	16	4	1	0	0	0	0	0	0	1	2
06:30	06:44	1	3	4	2	0	0	0	0	0	0	0	1	1
06:45	06:59	2	5	7	4	0	0	0	0	0	0	0	2	2
07:00	07:14	1	5	6	4	2	0	0	0	0	0	0	0	2
07:15	07:29	3	6	9	6	0	0	0	0	0	0	1	3	2
07:30	07:44	1	4	5	4	2	0	0	0	0	0	0	0	2
07:45	07:59	3	4	7	4	1	0	0	0	0	1	0	0	2
08:00	08:14	4	3	7	3	0	1	0	0	0	0	0	0	2
08:15	08:29	2	5	7	6	3	0	0	0	0	0	0	1	2
08:30	08:44	5	3	8	3	0	1	0	0	0	0	0	2	0
08:45	08:59	5	1	6	1	1	0	0	0	0	0	0	0	0
09:00	09:14	5	4	9	3	0	0	0	0	0	0	1	0	2
09:15	09:29	5	3	8	3	1	0	0	1	0	0	0	0	1
Total		58	54	112	51	13	2	0	1	0	1	2	12	20
OGV2 Journeys - All Durations		ANPR Captures				Site 1	Site 2	Site 3	Site 4	Site 5	Site 6	Site 7	Site 8	Site 9
Time From	Time To	Inbound (NB/EB)	Outbound (SB/WB)	Total	ANPR Matched Plates									
06:00	06:14	0	0	0	0	0	0	0	0	0	0	0	0	0
06:15	06:29	0	0	0	0	0	0	0	0	0	0	0	0	0
06:30	06:44	0	2	2	0	0	0	0	0	0	0	0	0	0
06:45	06:59	0	2	2	0	0	0	0	0	0	0	0	0	0
07:00	07:14	1	2	3	0	0	0	0	0	0	0	0	0	0
07:15	07:29	0	3	3	1	0	0	0	0	0	0	0	0	1
07:30	07:44	1	5	6	0	0	0	0	0	0	0	0	0	0
07:45	07:59	0	1	1	0	0	0	0	0	0	0	0	0	0
08:00	08:14	0	1	1	0	0	0	0	0	0	0	0	0	0
08:15	08:29	1	0	1	0	0	0	0	0	0	0	0	0	0
08:30	08:44	1	3	4	0	0	0	0	0	0	0	0	0	0
08:45	08:59	0	2	2	0	0	0	0	0	0	0	0	0	0
09:00	09:14	1	2	3	0	0	0	0	0	0	0	0	0	0
09:15	09:29	0	3	3	0	0	0	0	0	0	0	0	0	0
Total		5	26	31	1	0	0	0	0	0	0	0	0	1
Total of matched OGV1 and OGV2					52	13	2	0	1	0	1	2	12	21
Total of matched OGV1 and OGV2 for external sites (1, 4, 7, 8 and 9)					49	13			1			2	12	21
Distribution					26.5%			2.0%			4.1%		24.5%	42.9%

## MOVEMENTS FROM SITE 4 AM PEAK

OGV1 Journeys - All Durations		ANPR Captures				Site 1	Site 2	Site 3	Site 4	Site 5	Site 6	Site 7	Site 8	Site 9
Time From	Time To	Inbound (NB/EB)	Outbound (SB/WB)	Total	ANPR Matched Plates									
06:00	06:14	9	4	13	8	1	0	3	0	0	0	0	1	3
06:15	06:29	12	4	16	10	3	0	1	0	0	0	0	4	2
06:30	06:44	1	3	4	1	0	0	0	0	0	0	0	1	0
06:45	06:59	2	5	7	2	0	0	0	0	0	0	0	1	1
07:00	07:14	1	5	6	1	0	0	0	0	0	0	0	1	0
07:15	07:29	3	6	9	3	0	0	0	0	0	0	0	1	2
07:30	07:44	1	4	5	1	0	0	0	0	0	0	0	1	0
07:45	07:59	3	4	7	3	0	0	0	0	0	0	0	0	3
08:00	08:14	4	3	7	4	0	0	0	0	1	0	0	0	3
08:15	08:29	2	5	7	2	0	0	0	0	0	0	0	1	1
08:30	08:44	5	3	8	2	1	0	0	0	1	0	0	0	0
08:45	08:59	5	1	6	5	1	0	0	0	0	0	0	3	1
09:00	09:14	5	4	9	4	0	0	0	0	0	0	0	3	1
09:15	09:29	5	3	8	5	0	0	0	1	0	0	0	0	4
Total		58	54	112	51	6	0	4	1	2	0	0	17	21
OGV2 Journeys - All Durations		ANPR Captures				Site 1	Site 2	Site 3	Site 4	Site 5	Site 6	Site 7	Site 8	Site 9
Time From	Time To	Inbound (NB/EB)	Outbound (SB/WB)	Total	ANPR Matched Plates									
06:00	06:14	0	0	0	0	0	0	0	0	0	0	0	0	0
06:15	06:29	0	0	0	0	0	0	0	0	0	0	0	0	0
06:30	06:44	0	2	2	0	0	0	0	0	0	0	0	0	0
06:45	06:59	0	2	2	0	0	0	0	0	0	0	0	0	0
07:00	07:14	1	2	3	0	0	0	0	0	0	0	0	0	0
07:15	07:29	0	3	3	0	0	0	0	0	0	0	0	0	0
07:30	07:44	1	5	6	1	0	0	0	0	0	0	0	0	1
07:45	07:59	0	1	1	0	0	0	0	0	0	0	0	0	0
08:00	08:14	0	1	1	0	0	0	0	0	0	0	0	0	0
08:15	08:29	1	0	1	0	0	0	0	0	0	0	0	0	0
08:30	08:44	1	3	4	0	0	0	0	0	0	0	0	0	0
08:45	08:59	0	2	2	0	0	0	0	0	0	0	0	0	0
09:00	09:14	1	2	3	0	0	0	0	0	0	0	0	0	0
09:15	09:29	0	3	3	0	0	0	0	0	0	0	0	0	0
Total		5	26	31	1	0	0	0	0	0	0	0	0	1
Total of matched OGV1 and OGV2					52	6	0	4	1	2	0	0	17	22
Total of matched OGV1 and OGV2 for external sites (1, 4, 7, 8 and 9)					46	6			1			0	17	22
Distribution						13.0%		2.2%			0.0%		37.0%	47.8%

## MOVEMENTS TO SITE 4 PM PEAK

OGV1 Journeys - All Durations		ANPR Captures			Site 1	Site 2	Site 3	Site 4	Site 5	Site 6	Site 7	Site 8	Site 9
Time From	Time To	Inbound (NB/EB)	Outbound (SB/WB)	Total									
15:30	15:44	8	2	10	2	0	0	0	0	0	0	1	1
15:45	15:59	3	3	6	3	0	2	0	0	0	0	1	0
16:00	16:14	5	1	6	2	1	0	0	0	0	0	0	1
16:15	16:29	7	2	9	2	0	0	0	0	0	1	0	1
16:30	16:44	9	3	12	3	1	0	0	0	0	0	2	0
16:45	16:59	6	3	9	3	0	0	0	0	0	0	2	1
17:00	17:14	2	4	6	2	0	0	0	0	0	0	0	2
17:15	17:29	2	4	6	4	0	0	0	0	0	0	2	2
17:30	17:44	5	3	8	3	0	0	0	0	0	1	0	2
17:45	17:59	4	3	7	3	1	0	0	0	0	1	0	1
18:00	18:14	1	3	4	2	1	0	0	0	0	0	0	1
18:15	18:29	1	8	9	10	4	1	0	0	0	0	1	4
18:30	18:44	2	5	7	5	5	0	0	0	0	0	0	0
18:45	18:59	4	6	10	5	1	1	0	0	1	1	1	0
Total		59	50	109	49	14	4	0	0	1	4	10	16
OGV2 Journeys - All Durations		ANPR Captures			Site 1	Site 2	Site 3	Site 4	Site 5	Site 6	Site 7	Site 8	Site 9
Time From	Time To	Inbound (NB/EB)	Outbound (SB/WB)	Total									
15:30	15:44	0	0	0	0	0	0	0	0	0	0	0	0
15:45	15:59	0	0	0	0	0	0	0	0	0	0	0	0
16:00	16:14	0	0	0	0	0	0	0	0	0	0	0	0
16:15	16:29	0	0	0	0	0	0	0	0	0	0	0	0
16:30	16:44	0	0	0	0	0	0	0	0	0	0	0	0
16:45	16:59	0	0	0	0	0	0	0	0	0	0	0	0
17:00	17:14	0	0	0	0	0	0	0	0	0	0	0	0
17:15	17:29	0	0	0	0	0	0	0	0	0	0	0	0
17:30	17:44	1	1	2	0	0	0	0	0	0	0	0	0
17:45	17:59	0	0	0	0	0	0	0	0	0	0	0	0
18:00	18:14	0	1	1	0	0	0	0	0	0	0	0	0
18:15	18:29	0	0	0	0	0	0	0	0	0	0	0	0
18:30	18:44	0	0	0	0	0	0	0	0	0	0	0	0
18:45	18:59	0	0	0	0	0	0	0	0	0	0	0	0
Total		1	2	3	0	0	0	0	0	0	0	0	0
Total of matched OGV1 and OGV2				49	14	4	0	0	0	1	4	10	16
Total of matched OGV1 and OGV2 for external sites (1, 4, 7, 8 and 9)				44	14			0			4	10	16
Distribution					31.8%			0.0%			9.1%	22.7%	36.4%

## MOVEMENTS FROM SITE 4 PM PEAK

OGV1 Journeys - All Durations		ANPR Captures				Site 1	Site 2	Site 3	Site 4	Site 5	Site 6	Site 7	Site 8	Site 9
Time From	Time To	Inbound (NB/EB)	Outbound (SB/WB)	Total	ANPR Matched Plates									
15:30	15:44	8	2	10	8	3	0	0	0	1	0	0	0	4
15:45	15:59	3	3	6	3	2	0	0	0	0	0	0	0	1
16:00	16:14	5	1	6	5	1	0	0	0	0	0	0	1	3
16:15	16:29	7	2	9	7	0	0	0	0	1	0	0	2	4
16:30	16:44	9	3	12	8	0	0	0	0	1	0	2	2	3
16:45	16:59	6	3	9	6	0	0	0	0	1	0	0	2	3
17:00	17:14	2	4	6	2	0	0	0	0	1	0	0	0	1
17:15	17:29	2	4	6	1	0	0	0	0	0	0	0	0	1
17:30	17:44	5	3	8	5	1	0	0	0	0	0	0	0	4
17:45	17:59	4	3	7	3	0	0	0	0	0	0	1	2	0
18:00	18:14	1	3	4	1	0	0	0	0	1	0	0	0	0
18:15	18:29	1	8	9	1	0	0	0	0	0	0	0	0	1
18:30	18:44	2	5	7	2	0	0	1	0	0	0	0	0	1
18:45	18:59	4	6	10	3	2	0	0	0	0	0	0	0	1
Total		59	50	109	55	9	0	1	0	6	0	3	9	27
OGV2 Journeys - All Durations		ANPR Captures				Site 1	Site 2	Site 3	Site 4	Site 5	Site 6	Site 7	Site 8	Site 9
Time From	Time To	Inbound (NB/EB)	Outbound (SB/WB)	Total	ANPR Matched Plates									
15:30	15:44	0	0	0	0	0	0	0	0	0	0	0	0	0
15:45	15:59	0	0	0	0	0	0	0	0	0	0	0	0	0
16:00	16:14	0	0	0	0	0	0	0	0	0	0	0	0	0
16:15	16:29	0	0	0	0	0	0	0	0	0	0	0	0	0
16:30	16:44	0	0	0	0	0	0	0	0	0	0	0	0	0
16:45	16:59	0	0	0	0	0	0	0	0	0	0	0	0	0
17:00	17:14	0	0	0	0	0	0	0	0	0	0	0	0	0
17:15	17:29	0	0	0	0	0	0	0	0	0	0	0	0	0
17:30	17:44	1	1	2	0	0	0	0	0	0	0	0	0	0
17:45	17:59	0	0	0	0	0	0	0	0	0	0	0	0	0
18:00	18:14	0	1	1	0	0	0	0	0	0	0	0	0	0
18:15	18:29	0	0	0	0	0	0	0	0	0	0	0	0	0
18:30	18:44	0	0	0	0	0	0	0	0	0	0	0	0	0
18:45	18:59	0	0	0	0	0	0	0	0	0	0	0	0	0
Total		1	2	3	0	0	0	0	0	0	0	0	0	0
Total of matched OGV1 and OGV2					55	9	0	1	0	6	0	3	9	27
Total of matched OGV1 and OGV2 for external sites (1, 4, 7, 8 and 9)					48	9			0			3	9	27
Distribution						18.8%		0.0%			6.3%		18.8%	56.3%